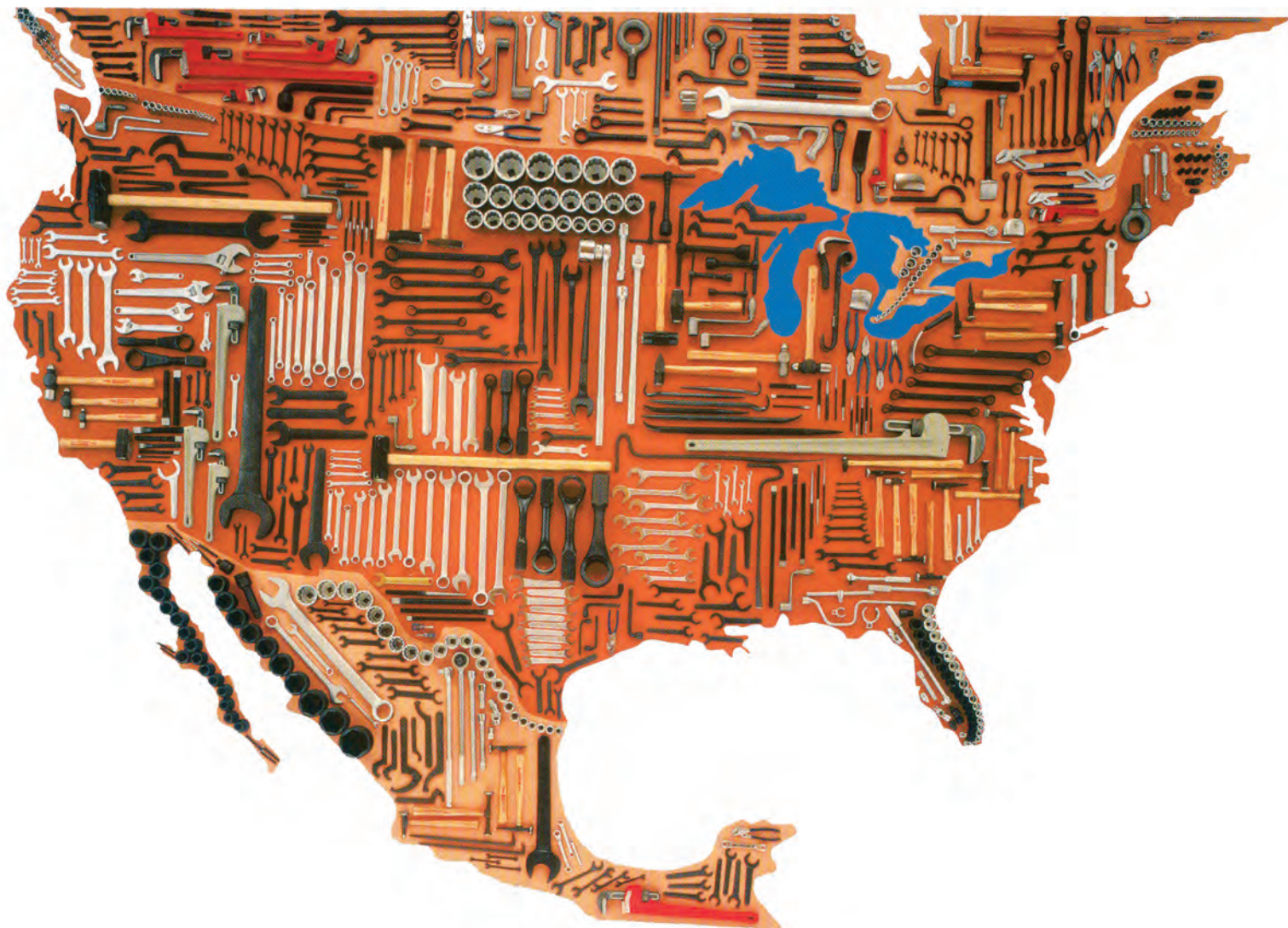


Info@AFT-Corp.com

(469) 865-2800

Click anywhere on this page to get to the Table of Contents

Martin Tools



INDUSTRIAL HAND TOOLS

C A T A L O G

www.aftfasteners.com

Click anywhere on this page to get to the Table of Contents



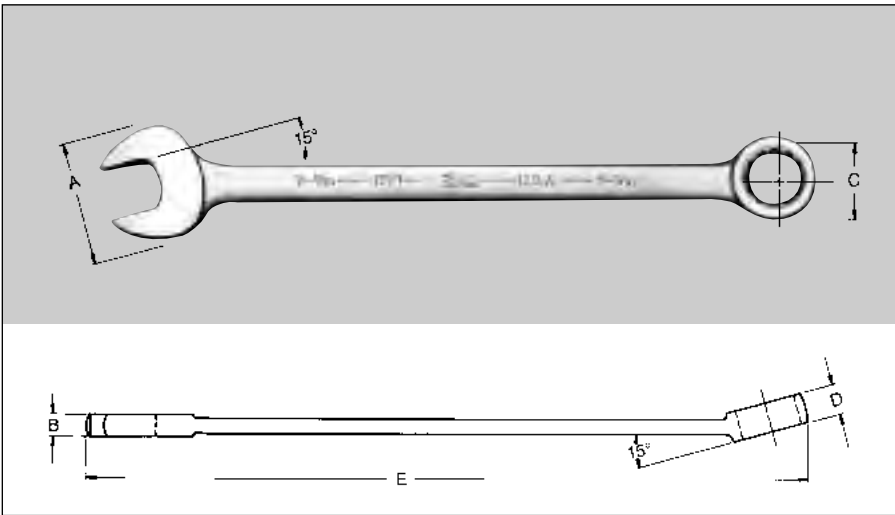
Click on the line items below to navigate to that page. To return to this Index Page click anywhere on any page to return. — info@aft-corp.com

Index TOOLS

BODY AND FENDER TOOLS	J87 - J94
“C” Clamps	J86
Chisels and Punches	J80 - J81
Chisel and Punch Sets	J79
Eye Bolts	J86
HAMMERS	J73 - J76
Handles, Crank.....	J85
Handles, Hammer, Wood	J76
Manual of Body Repairs	J92
Pipe Wrench	J18
Pliers.....	J82 - J84
Pry Bars Rolling, HD.....	J86
Screwdrivers.....	J77 - J78
SOCKETS, SETS & ATTACHMENTS	J32 - J72
1/4" Sq. Drive	J32 - J34
3/8" Sq. Drive	J35 - J48
1/2" Sq. Drive	J49 - J63
3/4" Sq. Drive	J64 - J67
1" Sq. Drive.....	J68 - J71
1 1/2" Sq. Drive	J72
WRENCHES.....	J2 - J29
Adjustable.....	J19
Auto Wrench Type, Adj.	J19
Box, Double Offset, Long.....	J8 - J9
Box, Double Offset, Short	J8 - J9
Box, Striking Face.....	J25 - J26
Offset, 12 Pt.	J26
Straight, 6 Pt. & 12 Pt.	J25
Box, 12 Pt. Single End.....	J25
Check Nut (Thin)	J14
Combination (Open-End and Box).....	J4 - J5
Construction	J24
Flare Nut.....	J15
Hex Keys	J27
Hydraulic, (Angle) Open-End.....	J10 - J11
Mechanics Tool Sets.....	J30 - J31
Offset Socket	J28
Open-End (Double Head)	J6 - J7
Open-End Engineer's (Single).....	J20
Pipe Wrench	J18
Ratcheting Box	J16 - J17
Service, Straight Opening.....	J12 - J13
Service, 30-Deg. Opening	J12 - J13
Set Screw	J19
Spanner, Various Types.....	J21 - J22
Structural (Open-End)	J23
Structural Box	J23
“T” Handle Sockets.....	J29
Tool Board pages (all assortments).....	J95 - J108
Part Number Interchange.....	J109 - J112

TOOLS

Combination Wrenches



American Alloy Steel

**Drop Forged
Long Pattern
15° Angle
12 Point Box**

**Versatile, General
Purpose Wrench in a
Complete Range of
Openings, 1/4" thru
2 1/2". Chrome and
Industrial Black Finish.**

Wrench Opening	Open End		Box End		Overall Length E	Weight Ea. - Lbs.	Chrome	Industrial Black	Std. Pkg. Qty.	Wrench Opening
	Diameter	Thickness	Diameter	Thickness			Part No.	Part No.		
	A	B	C	D						
1/4	19/32	11/64	7/16	7/32	5	.04	1158	BLK1158	6	1/4
5/16	5/16	11/16	33/64	1/4	5 1/2	.05	1159	BLK1159	6	5/16
11/32	11/16	3/16	33/64	1/4	5 1/2	.05	1159A	BLK1159A	6	11/32
3/8	13/16	3/16	17/32	9/32	6	.08	1160	BLK1160	6	3/8
7/16	15/16	7/32	11/16	5/16	6 1/2	.13	1161	BLK1161	6	7/16
1/2	1 1/16	1/4	25/32	11/32	7 1/8	.17	1162	BLK1162	6	1/2
9/16	1 3/16	9/32	27/32	3/8	7 3/4	.25	1163	BLK1163	6	9/16
5/8	1 5/16	9/32	15/16	13/32	8 1/2	.30	1164	BLK1164	6	5/8
11/16	1 7/16	5/16	1 1/32	7/16	9 1/4	.38	1165	BLK1165	6	11/16
3/4	1 9/16	11/32	1 1/8	15/32	10 1/8	.43	1166	BLK1166	6	3/4
13/16	1 11/16	23/64	1 13/64	1/2	11	.55	1167A	BLK1167A	6	13/16
7/8	1 13/16	3/8	1 1/32	17/32	12	.64	1167	BLK1167	6	7/8
15/16	1 15/16	13/32	1 9/16	9/16	13	.77	1168	BLK1168	6	15/16
1	2 1/16	13/32	1 15/32	19/32	14	.92	1170	BLK1170	6	1
1 1/16	2 3/16	7/16	1 9/16	5/8	15	1.07	1171	BLK1171	6	1 1/16
1 1/8	2 5/16	15/32	1 11/64	21/32	16 1/8	1.37	1172	BLK1172	6	1 1/8
1 3/16	2 7/16	1/2	1 13/16	23/32	17 3/16	1.37	1172A	BLK1172A	6	1 3/16
1 1/4	2 9/16	1/2	1 15/16	23/32	17 3/8	1.8	1173	BLK1173	1	1 1/4
1 3/8	2 11/16	17/32	1 7/8	3/4	18	2.1	1174	BLK1174	1	1 3/8
1 3/8	2 13/16	9/16	1 31/32	25/32	18 3/4	2.1	1175	BLK1175	1	1 3/8
1 7/16	2 15/16	19/32	2 1/16	13/16	19 1/2	3.6	1176	BLK1176	1	1 7/16
1 1/2	3 1/16	5/8	2 3/32	27/32	20 1/2	3.4	1177	BLK1177	1	1 1/2
1 9/16	3 3/16	21/32	2 11/32	7/8	21 1/2	3.4	1178A	BLK1178A	1	1 9/16
1 5/8	3 5/16	21/32	2 11/32	7/8	21 1/2	4.5	1180	BLK1180	1	1 5/8
1 11/16	3 7/16	11/16	2 7/16	29/32	22 1/2	4.5	1182	BLK1182	1	1 11/16
1 3/4	3 9/16	23/32	2 5/8	31/32	24	7.1	1184	BLK1184	1	1 3/4
1 13/16	3 11/16	23/32	2 5/8	31/32	24	7.0	1186	BLK1186	1	1 13/16
1 7/8	4 1/16	25/32	2 7/8	1 1/16	25 3/4	6.9	1188	BLK1188	1	1 7/8
2	4 3/16	25/32	2 7/8	1 1/16	25 3/4	6.8	1190	BLK1190	1	2
2 1/16	4 5/32	13/16	3 1/16	1 5/64	27 1/2	8.3	1191	BLK1191	1	2 1/16
2 3/8	4 3/32	13/16	3 1/16	1 1/8	27 1/2	8.2	1192	BLK1192	1	2 3/8
2 5/16	4 7/32	7/8	3 3/32	1 3/16	29 1/4	7.9	1193	BLK1193	1	2 5/16
2 1/4	4 17/32	7/8	3 3/32	1 3/16	29 1/4	7.7	1194	BLK1194	1	2 1/4
2 3/8	5	31/32	3 7/32	1 3/16	31	12.1	1195	BLK1195	1	2 3/8
2 1/2	5	31/32	3 7/32	1 3/16	31	11.7	1196	BLK1196	1	2 1/2

TOOLS



Combination Wrench Sets

Convenient Sets Provide Popular Wrench Sizes Ranging from 3/8" thru 2" Openings. Sets are Available in 4 Sizes: 5, 7, 11 and 14 Wrenches, Packaged in a Handcrafted Fabric and Vinyl Roll Up Kit.

Chrome Sets

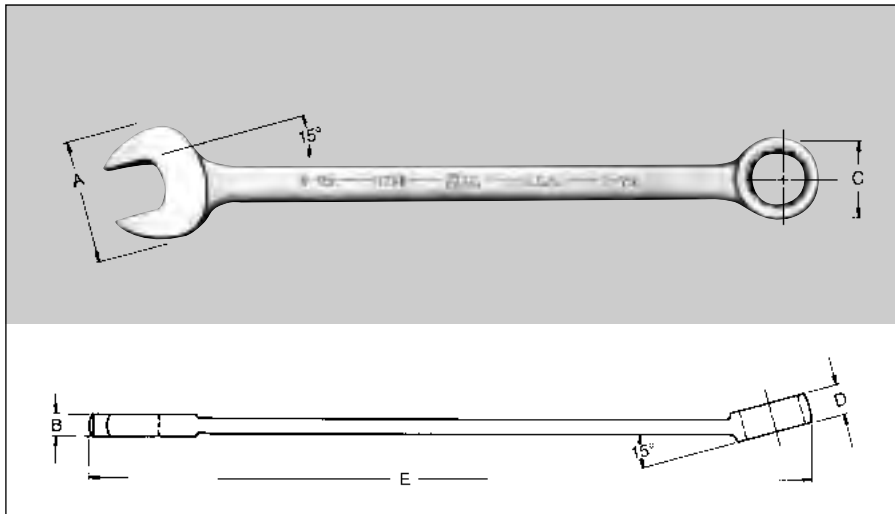
C7K		C11K		C14K		HC5K	
OPENING	PART NO.	OPENING	PART NO.	OPENING	PART NO.	OPENING	PART NO.
3/8	1160	3/8	1160	3/8	1160	1/4	1173
7/16	1161	7/16	1161	7/16	1161	1/8	1176
1/2	1162	1/2	1162	1/2	1162	1/2	1180
9/16	1163	9/16	1163	9/16	1163	1 3/16	1186
5/8	1164	5/8	1164	5/8	1164	2	1190
1 1/16	1165	1 1/16	1165	1 1/16	1165	KIT BAG	C55
3/4	1166	3/4	1166	3/4	1166		
KIT BAG	C187	1 9/16	1167A	1 9/16	1167A		
		7/8	1167	7/8	1167		
		1 5/16	1168	1 5/16	1168		
		1	1170	1	1170		
		KIT BAG	C110	1 1/8	1171		
				1 1/2	1172		
				1 3/4	1173		
				KIT BAG	C140		

Industrial Black Sets

CB7K		CB11K		CB14K		HCB5K	
OPENING	PART NO.	OPENING	PART NO.	OPENING	PART NO.	OPENING	PART NO.
3/8	BLK1160	3/8	BLK1160	3/8	BLK1160	1/4	BLK1173
7/16	BLK1161	7/16	BLK1161	7/16	BLK1161	1/8	BLK1176
1/2	BLK1162	1/2	BLK1162	1/2	BLK1162	1/2	BLK1180
9/16	BLK1163	9/16	BLK1163	9/16	BLK1163	1 3/16	BLK1186
5/8	BLK1164	5/8	BLK1164	5/8	BLK1164	2	BLK1190
1 1/16	BLK1165	1 1/16	BLK1165	1 1/16	BLK1165	KIT BAG	C55
3/4	BLK1166	3/4	BLK1166	3/4	BLK1166		
KIT BAG	C187	1 9/16	BLK1167A	1 9/16	BLK1167A		
		7/8	BLK1167	7/8	BLK1167		
		1 5/16	BLK1168	1 5/16	BLK1168		
		1	BLK1170	1	BLK1170		
		KIT BAG	C110	1 1/8	BLK1171		
				1 1/2	BLK1172		
				1 3/4	BLK1173		
				KIT BAG	C140		

TOOLS

Combination Wrenches – Metric



American Alloy Steel

**Drop Forged
Long Pattern
15° Angle
12 Point Box**

**Versatile, General
Purpose Wrench in a
Complete Range of
Openings, 6mm thru
60mm. Chrome and
Industrial Black Finish.**

Wrench Opening	Open End		Box End		Overall Length E	Weight Ea.-Lbs.	Chrome	Industrial Black	Std. Pkg. Qty.	Wrench Opening
	Diameter	Thickness	Diameter	Thickness			Part No.	Part No.		
	A	B	C	D						
6 mm	15.0 mm	4.1 mm	11.2 mm	5.6 mm	127.0 mm	.04	1106MM	BLK1106MM	6	6 mm
7 mm	15.0 mm	4.1 mm	11.2 mm	5.6 mm	127.0 mm	.05	1107MM	BLK1107MM	6	7 mm
8 mm	17.5 mm	4.8 mm	13.2 mm	6.4 mm	139.7 mm	.05	1108MM	BLK1108MM	6	8 mm
9 mm	20.8 mm	5.6 mm	15.7 mm	7.4 mm	152.4 mm	.08	1109MM	BLK1109MM	6	9 mm
10 mm	24.1 mm	6.4 mm	17.8 mm	8.1 mm	165.1 mm	.13	1110MM	BLK1110MM	6	10 mm
11 mm	24.1 mm	6.4 mm	17.8 mm	8.1 mm	165.1 mm	.13	1111MM	BLK1111MM	6	11 mm
12 mm	26.9 mm	6.9 mm	20.3 mm	9.1 mm	180.8 mm	.17	1112MM	BLK1112MM	6	12 mm
13 mm	26.9 mm	6.9 mm	20.3 mm	9.1 mm	180.8 mm	.17	1113MM	BLK1113MM	6	13 mm
14 mm	30.2 mm	7.6 mm	22.1 mm	9.7 mm	196.9 mm	.25	1114MM	BLK1114MM	6	14 mm
15 mm	33.3 mm	8.1 mm	24.1 mm	10.9 mm	215.9 mm	.30	1115MM	BLK1115MM	6	15 mm
16 mm	33.3 mm	8.1 mm	24.1 mm	10.9 mm	215.9 mm	.30	1116MM	BLK1116MM	6	16 mm
17 mm	38.9 mm	8.9 mm	26.4 mm	11.7 mm	235.0 mm	.38	1117MM	BLK1117MM	6	17 mm
18 mm	38.9 mm	8.9 mm	26.4 mm	11.7 mm	235.0 mm	.38	1118MM	BLK1118MM	6	18 mm
19 mm	39.6 mm	9.4 mm	28.7 mm	12.7 mm	257.0 mm	.43	1119MM	BLK1119MM	6	19 mm
20 mm	42.9 mm	10.2 mm	31.0 mm	13.5 mm	279.4 mm	.55	1120MM	BLK1120MM	6	20 mm
21 mm	42.9 mm	10.2 mm	31.0 mm	13.5 mm	279.4 mm	.55	1121MM	BLK1121MM	6	21 mm
22 mm	46.0 mm	10.7 mm	33.0 mm	14.2 mm	304.8 mm	.64	1122MM	BLK1122MM	6	22 mm
23 mm	49.3 mm	11.4 mm	35.1 mm	15.0 mm	330.2 mm	.77	1123MM	BLK1123MM	6	23 mm
24 mm	49.3 mm	11.4 mm	35.1 mm	15.0 mm	330.2 mm	.77	1124MM	BLK1124MM	6	24 mm
25 mm	52.3 mm	10.4 mm	37.3 mm	15.0 mm	355.6 mm	.92	1125MM	BLK1125MM	6	25 mm
26 mm	55.6 mm	11.2 mm	39.6 mm	15.7 mm	381.0 mm	1.07	1126MM	BLK1126MM	6	26 mm
27 mm	55.6 mm	11.2 mm	39.6 mm	15.7 mm	381.0 mm	1.07	1127MM	BLK1127MM	1	27 mm
28 mm	58.9 mm	13.5 mm	41.7 mm	17.5 mm	409.4 mm	1.40	1128MM	BLK1128MM	1	28 mm
29 mm	58.9 mm	13.5 mm	41.7 mm	17.5 mm	409.4 mm	1.34	1129MM	BLK1129MM	1	29 mm
30 mm	65.5 mm	14.7 mm	46.0 mm	19.1 mm	436.6 mm	1.80	1130MM	BLK1130MM	1	30 mm
32 mm	68.3 mm	13.5 mm	47.8 mm	19.1 mm	457.2 mm	1.80	1132MM	BLK1132MM	1	32 mm
34 mm	71.4 mm	14.2 mm	50.0 mm	19.8 mm	476.3 mm	2.10	1134MM	BLK1134MM	1	34 mm
36 mm	74.7 mm	15.0 mm	52.3 mm	20.6 mm	495.3 mm	3.60	1136MM	BLK1136MM	1	36 mm
41 mm	84.1 mm	16.8 mm	59.4 mm	22.4 mm	546.1 mm	4.50	1141MM	BLK1141MM	1	41 mm
46 mm	93.7 mm	18.3 mm	66.5 mm	24.6 mm	609.6 mm	7.00	1146MM	BLK1146MM	1	46 mm
50 mm	103.1 mm	19.8 mm	73.2 mm	26.9 mm	654.1 mm	6.80	1150MM	BLK1150MM	1	50 mm
55 mm	115.1 mm	22.4 mm	81.8 mm	30.2 mm	743.0 mm	7.90	1155MM	BLK1155MM	1	55 mm
60 mm	127.0 mm	24.6 mm	89.7 mm	33.3 mm	787.4 mm	12.10	1160MM	BLK1160MM	1	60 mm

TOOLS



Combination Wrench Sets – Metric

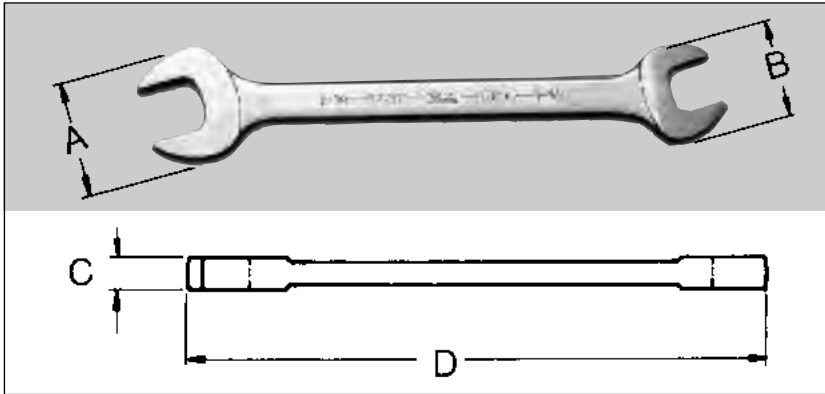
Convenient Sets Provide Popular Wrench Sizes Ranging from 7 mm thru 32 mm Openings. Sets are Available in 5 Sizes: 7, 9, 11, 15 and 18 Wrenches, Packaged in a Handcrafted Fabric and Vinyl Roll Up Kit.

Chrome Sets				
C7KM	C9KM	C11KM	C15KM	C18KM
11 mm1111MM 12 mm1112MM 13 mm1113MM 14 mm1114MM 16 mm1116MM 17 mm1117MM 19 mm1119MM Kit BagC187	7 mm1107MM 8 mm1108MM 9 mm1109MM 10 mm1110MM 11 mm1111MM 12 mm1112MM 13 mm1113MM 14 mm1114MM 15 mm1115MM Kit BagC90	7 mm1107MM 8 mm1108MM 9 mm1109MM 10 mm1110MM 11 mm1111MM 12 mm1112MM 13 mm1113MM 14 mm1114MM 15 mm1115MM 16 mm1116MM 17 mm1117MM Kit BagC111	7 mm1107MM 8 mm1108MM 10 mm1110MM 12 mm1112MM 14 mm1114MM 16 mm1116MM 18 mm1118MM 20 mm1120MM 22 mm1122MM 24 mm1124MM 26 mm1126MM 28 mm1128MM 29 mm1129MM 30 mm1130MM 32 mm1132MM Kit BagC150	7 mm1107MM 8 mm1108MM 9 mm1109MM 10 mm1110MM 11 mm1111MM 12 mm1112MM 13 mm1113MM 14 mm1114MM 15 mm1115MM 16 mm1116MM 17 mm1117MM 18 mm1118MM 19 mm1119MM 20 mm1120MM 21 mm1121MM 22 mm1122MM 23 mm1123MM 24 mm1124MM Kit BagC180
Industrial Black Sets				
CB7KM	CB9KM	CB11KM	CB15KM	CB18KM
11 mmBLK1111MM 12 mmBLK1112MM 13 mmBLK1113MM 14 mmBLK1114MM 16 mmBLK1116MM 17 mmBLK1117MM 19 mmBLK1119MM Kit BagC187	7 mmBLK1107MM 8 mmBLK1108MM 9 mmBLK1109MM 10 mmBLK1110MM 11 mmBLK1111MM 12 mmBLK1112MM 13 mmBLK1113MM 14 mmBLK1114MM 15 mmBLK1115MM Kit BagC90	7 mmBLK1107MM 8 mmBLK1108MM 9 mmBLK1109MM 10 mmBLK1110MM 11 mmBLK1111MM 12 mmBLK1112MM 13 mmBLK1113MM 14 mmBLK1114MM 15 mmBLK1115MM 16 mmBLK1116MM 17 mmBLK1117MM Kit BagC111	7 mmBLK1107MM 8 mmBLK1108MM 10 mmBLK1110MM 12 mmBLK1112MM 14 mmBLK1114MM 16 mmBLK1116MM 18 mmBLK1118MM 20 mmBLK1120MM 22 mmBLK1122MM 24 mmBLK1124MM 26 mmBLK1126MM 28 mmBLK1128MM 29 mmBLK1129MM 30 mmBLK1130MM 32 mmBLK1132MM Kit BagC150	7 mmBLK1107MM 8 mmBLK1108MM 9 mmBLK1109MM 10 mmBLK1110MM 11 mmBLK1111MM 12 mmBLK1112MM 13 mmBLK1113MM 14 mmBLK1114MM 15 mmBLK1115MM 16 mmBLK1116MM 17 mmBLK1117MM 18 mmBLK1118MM 19 mmBLK1119MM 20 mmBLK1120MM 21 mmBLK1121MM 22 mmBLK1122MM 23 mmBLK1123MM 24 mmBLK1124MM Kit BagC180

TOOLS

Double Head Open End Wrenches

Martin



**American Alloy Steel
Drop Forged**

15° Angle

Comfortable Grip

**Chrome and
Industrial Black**

Wrench Opening	Diameter of Head	Thickness of Head	Length	Wt. Ea. Lbs.	Chrome	Std. Pkg. Qty.	Industrial Black	Std. Pkg. Qty.	Wrench Opening
	A x B	C	D		Part No.		Part No.		
1/4 x 5/16	19/32 x 3/4	5/32	4 1/2	.03	1020	6	BLK-1020	6	1/4 x 5/16
5/16 x 1/32	19/32 x 3/4	5/32	4 1/2	.04	1720	6	BLK1720	6	5/16 x 1/32
5/16 x 3/8	19/32 x 3/4	5/32	4 1/2	.04	1721	6	BLK1721	6	5/16 x 3/8
5/16 x 19/32	19/32 x 3/4	5/32	4 1/2	.04	1021	6	BLK1021	6	5/16 x 19/32
3/8 x 7/16	3/4 x 29/32	13/64	4 7/8	.06	1723	6	BLK1723	6	3/8 x 7/16
3/8 x 1/2	3/4 x 29/32	13/64	4 7/8	.06	1723A	6	BLK1723A	6	3/8 x 1/2
7/16 x 1/2	29/32 x 1 1/8	1/4	5 3/4	.13	1725	6	BLK1725	6	7/16 x 1/2
7/16 x 9/16	29/32 x 1 1/8	1/4	5 3/4	.13	1725A	6	BLK1725A	6	7/16 x 9/16
1/2 x 9/16	1 1/16 x 1 1/8	1/4	6 1/8	.19	1725B	6	BLK1725B	6	1/2 x 9/16
1/2 x 5/8	1 1/4 x 1 3/8	1/4	6 1/8	.32	1726	6	BLK1726	6	1/2 x 5/8
9/16 x 5/8	1 1/8 x 1 1/4	17/64	6 3/4	.20	1727	6	BLK1727	6	9/16 x 5/8
9/16 x 1 1/16	1 1/16 x 1 1/16	19/64	7 1/2	.27	1027C	6	BLK1027C	6	9/16 x 1 1/16
19/32 x 1 1/16	1 1/16 x 1 1/16	19/64	7 1/2	.27	1027	6	BLK1027	6	19/32 x 1 1/16
5/8 x 1 1/16	1 1/16 x 1 1/16	19/64	7 1/2	.27	1027B	6	BLK1027B	6	5/8 x 1 1/16
9/16 x 3/4	1 1/16 x 1 1/2	19/64	7 1/2	.41	1728	6	BLK1728	6	9/16 x 3/4
5/8 x 3/4	1 1/16 x 1 1/8	5/16	8 1/2	.41	1729	6	BLK1729	6	5/8 x 3/4
1 1/16 x 3/4	1 1/16 x 1 1/8	5/16	8 1/2	.41	1029B	6	BLK1029B	6	1 1/16 x 3/4
1 1/16 x 29/32	1 1/16 x 1 1/8	5/16	8 1/2	.41	1029	6	BLK1029	6	1 1/16 x 29/32
1 1/16 x 13/16	1 1/16 x 1 3/8	5/16	8 1/2	.40	1029C	6	BLK1029C	6	1 1/16 x 13/16
1 1/16 x 7/8	1 1/16 x 1 1/8	5/16	8 1/2	.40	1030	6	BLK-1030	6	1 1/16 x 7/8
3/4 x 19/16	1 5/8 x 1 3/4	11/32	9 5/8	.50	1731	6	BLK1731	6	3/4 x 19/16
3/4 x 7/8	1 5/8 x 1 3/4	11/32	9 5/8	.50	1731A	6	BLK1731A	6	3/4 x 7/8
19/16 x 7/8	1 5/8 x 1 3/4	11/32	9 5/8	.50	1731B	6	BLK1731B	6	19/16 x 7/8
7/8 x 19/16	1 11/16 x 1 19/16	3/8	10 3/8	.75	1033A	6	BLK1033A	6	7/8 x 19/16
7/8 x 1	1 11/16 x 1 19/16	3/8	10 3/8	.72	1733	6	BLK1733	6	7/8 x 1
19/16 x 1	1 7/8 x 2 1/8	7/16	11 1/2	1.05	1033C	6	BLK1033C	6	19/16 x 1
7/8 x 1 1/16	1 7/8 x 2 1/8	7/16	11 1/2	1.03	1034	6	BLK1034	6	7/8 x 1 1/16
15/16 x 1 1/16	1 7/8 x 2 1/8	7/16	11 1/2	1.01	1034A	6	BLK1034A	6	15/16 x 1 1/16
1 x 1 1/8	2 1/8 x 2 1/4	7/16	12 1/2	1.18	1735	6	BLK1735	6	1 x 1 1/8
1 1/16 x 1 1/8	2 1/8 x 2 1/4	7/16	12 1/2	1.16	1036B	6	BLK1036B	6	1 1/16 x 1 1/8
1 1/16 x 1 1/4	2 1/4 x 2 3/8	1/2	13 3/4	1.6	1037	6	BLK1037	6	1 1/16 x 1 1/4
1 1/8 x 1 1/4	2 1/4 x 2 3/8	1/2	13 3/4	1.6	1737	6	BLK1737	6	1 1/8 x 1 1/4
1 1/8 x 1 1/8	2 1/4 x 2 3/8	1/2	13 3/4	1.6	1037A	6	BLK1037A	6	1 1/8 x 1 1/8
1 1/4 x 1 1/8	2 3/4 x 2 3/8	9/16	15 1/2	2.1	1039B	6	BLK1039B	1	1 1/4 x 1 1/8
1 1/4 x 1 1/16	2 3/4 x 2 3/8	9/16	15 1/2	2.1	1039	6	BLK1039	1	1 1/4 x 1 1/16
1 5/16 x 1 1/2	2 3/4 x 2 3/8	9/16	15 1/2	2.1	1039A	6	BLK1039A	1	1 5/16 x 1 1/2
1 3/8 x 1 1/16	2 3/4 x 2 3/8	9/16	15 1/2	2.0	1039C	6	BLK1039C	1	1 3/8 x 1 1/16
1 1/4 x 1 1/8	2 3/4 x 2 3/8	9/16	15 1/2	2.0	1040	6	BLK1040	1	1 1/4 x 1 1/8
1 7/16 x 1 3/8	2 3/4 x 3 1/4	5/8	17	3.1	1041	1	BLK1041	1	1 7/16 x 1 3/8
1 1/2 x 1 3/8	2 3/4 x 3 1/4	5/8	17	3.1	1041B	1	BLK1041B	1	1 1/2 x 1 3/8
1 11/16 x 1 7/8	3 3/4 x 4 3/8	7/8	19 1/2	7.2	—	—	BLK44A	1	1 11/16 x 1 7/8
1 13/16 x 2	3 3/4 x 4 3/8	7/8	19 1/2	6.9	—	—	BLK45	1	1 13/16 x 2
2 5/16 x 2 3/8	4 9/16 x 4 7/8	1 1/8	23	11.8	—	—	BLK49	1	2 5/16 x 2 3/8
2 1/4 x 2 1/16	4 9/16 x 4 7/8	1 1/8	23	11.7	—	—	BLK49A	1	2 1/4 x 2 1/16



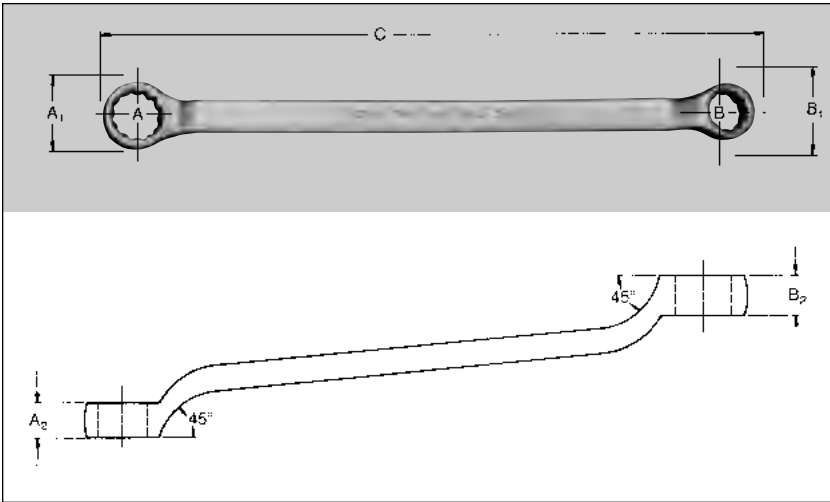
Double Head Open End Wrench Sets

6 Sets of Popular Sizes Provide a Wide Range of Openings in Chrome or Industrial Black Finish.

Chrome Sets					
OE6K		OE8K		OE11K	
OPENING	PART NO.	OPENING	PART NO.	OPENING	PART NO.
3/8 x 7/16	1723	1/4 x 5/16	1020	1/4 x 5/16	1020
1/2 x 9/16	1725B	3/8 x 7/16	1723	5/16 x 3/8	1721
5/8 x 11/16	1027B	1/2 x 9/16	1725B	3/8 x 7/16	1723
3/4 x 13/16	1731	5/8 x 11/16	1027B	7/16 x 1/2	1725
7/8 x 15/16	1033A	3/4 x 13/16	1731	1/2 x 9/16	1725B
1 x 1 1/8	1735	7/8 x 15/16	1033A	9/16 x 5/8	1727
Kit Bag	C60B	1 x 1 1/8	1735	5/8 x 11/16	1027B
		1 1/8 x 1 1/4	1037	3/4 x 13/16	1731
		Kit Bag	C81	7/8 x 15/16	1033A
				1 x 1 1/8	1735
				1 1/8 x 1 1/4	1037
				Kit Bag	C110
Industrial Black Sets					
BOE6K		BOE8K		BOE11K	
OPENING	PART NO.	OPENING	PART NO.	OPENING	PART NO.
3/8 x 7/16	BLK1723	1/4 x 5/16	BLK-1020	1/4 x 5/16	BLK-1020
1/2 x 9/16	BLK1725B	3/8 x 7/16	BLK1723	5/16 x 3/8	BLK1721
5/8 x 11/16	BLK1027B	1/2 x 9/16	BLK1725B	3/8 x 7/16	BLK1723
3/4 x 13/16	BLK1731	5/8 x 11/16	BLK1027B	7/16 x 1/2	BLK1725
7/8 x 15/16	BLK1033A	3/4 x 13/16	BLK1731	1/2 x 9/16	BLK1725B
1 x 1 1/8	BLK1735	7/8 x 15/16	BLK1033A	9/16 x 5/8	BLK1727
Kit Bag	C60B	1 x 1 1/8	BLK1735	5/8 x 11/16	BLK1027B
		1 1/8 x 1 1/4	BLK1037	3/4 x 13/16	BLK1731
		Kit Bag	C81	7/8 x 15/16	BLK1033A
				1 x 1 1/8	BLK1735
				1 1/8 x 1 1/4	BLK1037
				Kit Bag	C110

TOOLS

Double Offset Box Wrenches



American Alloy Steel
Drop Forged
12 Point Box
**Double Offset 45° for
 Obstruction Clearance**
Different Opening in Each End.

Short Pattern										
Wrench Opening	Diameter of Head		Thickness of Head		Length	Wt. Ea. Lbs.	Chrome	Industrial Black	Std. Pkg. Qty.	Wrench Opening
	A x B	A ₁	B ₁	A ₂			B ₂	Part No.		Part No.
5/16 x 3/8	15/32	35/64	7/32	1/4	4 1/4	.06	9721	BLK9721	6	5/16 x 3/8
3/8 x 7/16	17/32	5/8	17/64	5/16	4 3/8	.08	9723	BLK9723	6	3/8 x 7/16
7/16 x 1/2	5/8	23/32	5/16	11/32	5 1/16	.10	9725	BLK9725	6	7/16 x 1/2
1/2 x 9/16	23/32	13/16	11/32	3/8	5 1/2	.13	9725B	BLK9725B	6	1/2 x 9/16
9/16 x 5/8	13/16	7/8	3/8	7/16	5 15/16	.19	9727	BLK9727	6	9/16 x 5/8
5/8 x 11/16	7/8	1 1/32	7/16	15/32	6 1/2	.26	9727A	BLK9727A	6	5/8 x 11/16
5/8 x 3/4	7/8	1 1/32	7/16	15/32	6 1/2	.25	9729	BLK9729	6	5/8 x 3/4

Long Pattern										
Wrench Opening	Diameter of Head		Thickness of Head		Length	Wt. Ea. Lbs.	Chrome	Industrial Black	Std. Pkg. Qty.	Wrench Opening
	A x B	A ₁	B ₁	A ₂			B ₂	Part No.		Part No.
3/8 x 7/16	17/32	19/32	9/32	9/32	6 15/32	.15	8723	BLK8723	6	3/8 x 7/16
7/16 x 1/2	5/8	11/16	5/16	5/16	7 1/4	.16	8725	BLK8725	6	7/16 x 1/2
1/2 x 9/16	11/16	13/16	3/8	3/8	8 5/8	.25	8725B	BLK8725B	6	1/2 x 9/16
9/16 x 5/8	25/32	7/8	3/8	3/8	9 1/2	.34	8727	BLK8727	6	9/16 x 5/8
5/8 x 11/16	7/8	31/32	13/32	13/32	10 9/16	.37	8727A	BLK8727A	6	5/8 x 11/16
5/8 x 3/4	7/8	1 1/32	29/64	29/64	11 11/16	.43	8729	BLK8729	6	5/8 x 3/4
11/16 x 3/4	1 1/32	1 1/32	15/32	15/32	11 7/8	.56	8029B	BLK8029B	6	11/16 x 3/4
3/4 x 7/8	1 1/32	13/16	1/2	1/2	12 3/16	.68	8731A	BLK8731A	6	3/4 x 7/8
13/16 x 7/8	1 1/32	1 1/32	17/32	17/32	13 3/16	.74	8731B	BLK8731B	6	13/16 x 7/8
7/8 x 15/16	1 1/16	1 1/32	9/16	9/16	14 1/16	1.0	8033A	BLK8033A	6	7/8 x 15/16
15/16 x 1	1 1/16	1 1/32	9/16	9/16	14 1/16	1.0	8033C	BLK8033C	6	15/16 x 1
1 x 1 1/16	1 1/32	1 1/32	21/32	21/32	15 3/16	1.4	8735	BLK8735	6	1 x 1 1/16
1 1/16 x 1 1/8	1 1/32	1 1/32	21/32	21/32	15 3/16	1.4	8735A	BLK8735A	6	1 1/16 x 1 1/8
1 1/8 x 1 1/4	1 1/16	1 1/16	11/16	11/16	17 3/16	1.8	8037	BLK8037	1	1 1/8 x 1 1/4
1 1/8 x 1 5/16	1 1/16	1 1/16	11/16	11/16	17 3/16	1.8	8037A	BLK8037A	1	1 1/8 x 1 5/16
1 1/4 x 1 1/2	1 1/2	2 1/16	3/4	3/4	18 3/8	2.4	8039B	BLK8039B	1	1 1/4 x 1 1/2
1 1/4 x 1 7/16	1 1/2	2 1/16	3/4	3/4	18 3/8	2.4	8039	BLK8039	1	1 1/4 x 1 7/16
1 5/16 x 1 1/2	2	2 1/16	25/32	13/16	20 1/16	2.8	8040A	BLK8040A	1	1 5/16 x 1 1/2
1 3/8 x 1 7/16	2	2 1/16	25/32	13/16	20 1/16	2.8	8040C	BLK8040C	1	1 3/8 x 1 7/16
1 3/8 x 1 1/2	2	2 1/16	25/32	13/16	20 1/16	2.8	8040	BLK8040	1	1 3/8 x 1 1/2
1 7/16 x 1 1/2	2	2 1/16	25/32	13/16	20 1/16	2.8	8040B	BLK8040B	1	1 7/16 x 1 1/2

TOOLS

Chrome Sets

BO6K



$\frac{3}{8} \times \frac{7}{16}$	8723
$\frac{7}{16} \times \frac{1}{2}$	8725
$\frac{1}{2} \times \frac{9}{16}$	8725B
$\frac{9}{16} \times \frac{5}{8}$	8727
$\frac{11}{16} \times \frac{3}{4}$	8029B
$\frac{13}{16} \times \frac{7}{8}$	8731B
Kit Bag	C60B

BO11K



$\frac{3}{8} \times \frac{7}{16}$	8723
$\frac{7}{16} \times \frac{1}{2}$	8725
$\frac{1}{2} \times \frac{9}{16}$	8725B
$\frac{9}{16} \times \frac{5}{8}$	8727
$\frac{5}{8} \times \frac{11}{16}$	8727A
$\frac{11}{16} \times \frac{3}{4}$	8029B
$\frac{13}{16} \times \frac{7}{8}$	8731B
$\frac{15}{16} \times 1$	8033C
$1\frac{1}{16} \times 1\frac{1}{8}$	8735A
$1\frac{1}{16} \times 1\frac{1}{4}$	8037
$1\frac{1}{4} \times 1\frac{3}{16}$	8039B
Kit Bag	C110

Industrial Black Sets

BBO6K



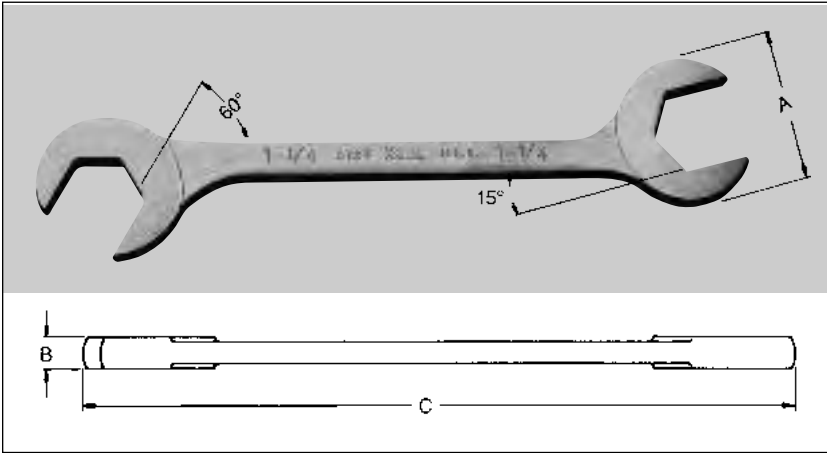
$\frac{3}{8} \times \frac{7}{16}$	BLK8723
$\frac{7}{16} \times \frac{1}{2}$	BLK8725
$\frac{1}{2} \times \frac{9}{16}$	BLK8725B
$\frac{9}{16} \times \frac{5}{8}$	BLK8727
$\frac{11}{16} \times \frac{3}{4}$	BLK8029B
$\frac{13}{16} \times \frac{7}{8}$	BLK8731B
Kit Bag	C60B

BBO11K



$\frac{3}{8} \times \frac{7}{16}$	BLK8723
$\frac{7}{16} \times \frac{1}{2}$	BLK8725
$\frac{1}{2} \times \frac{9}{16}$	BLK8725B
$\frac{9}{16} \times \frac{5}{8}$	BLK8727
$\frac{5}{8} \times \frac{11}{16}$	BLK8727A
$\frac{11}{16} \times \frac{3}{4}$	BLK8029B
$\frac{13}{16} \times \frac{7}{8}$	BLK8731B
$\frac{15}{16} \times 1$	BLK8033C
$1\frac{1}{16} \times 1\frac{1}{8}$	BLK8735A
$1\frac{1}{16} \times 1\frac{1}{4}$	BLK8037
$1\frac{1}{4} \times 1\frac{3}{16}$	BLK8039B
Kit Bag	C110

Hydraulic Wrenches Angle Openings SAE & Metric



**American Alloy Steel
Drop Forged**

**Permits Work in Extremely
Tight Clearance**

Thin Head

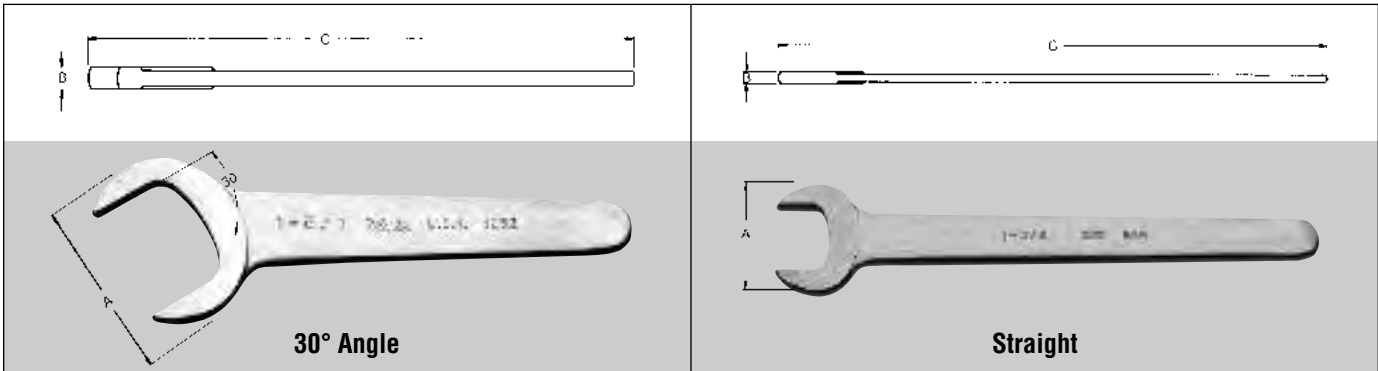
Same Opening Each End

Wrench Openings	Diameter of Head		Length C	Wt. Ea. Lbs.	Chrome	Industrial Black	Std. Pkg. Qty.	Wrench Openings
	A	B			Part No.	Part No.		
1/32 X 1/32	0.8	0.2	4.8	.07	3710A	BLK3710A	6	1/32 X 1/32
3/16 X 3/16	0.8	0.2	4.8	.07	3710	BLK3710	6	3/16 X 3/16
1/8 X 1/8	0.9	0.2	5.0	.08	3711	BLK3711	6	1/8 X 1/8
1/4 X 1/4	1.0	0.2	5.5	.10	3712	BLK3712	6	1/4 X 1/4
5/16 X 5/16	1.1	0.3	6.0	.12	3713	BLK3713	6	5/16 X 5/16
3/8 X 3/8	1.2	0.3	6.3	.18	3714	BLK3714	6	3/8 X 3/8
1/2 X 1/2	1.3	0.3	7.0	.22	3715	BLK3715	6	1/2 X 1/2
5/8 X 5/8	1.4	0.3	7.3	.24	3716	BLK3716	6	5/8 X 5/8
3/4 X 3/4	1.6	0.3	7.5	.29	3717	BLK3717	6	3/4 X 3/4
7/8 X 7/8	1.7	0.3	8.3	.35	3718	BLK3718	6	7/8 X 7/8
1 X 1	1.8	0.3	9.0	.38	3719	BLK3719	6	1 X 1
1 1/8 X 1 1/8	1.9	0.3	9.8	.52	3720	BLK3720	6	1 1/8 X 1 1/8
1 1/4 X 1 1/4	2.1	0.3	10.0	.60	3721	BLK3721	6	1 1/4 X 1 1/4
1 1/2 X 1 1/2	2.3	0.3	11.0	.75	3722	BLK3722	6	1 1/2 X 1 1/2
1 3/4 X 1 3/4	2.3	0.3	11.0	.74	3722A	BLK3722A	6	1 3/4 X 1 3/4
2 X 2	2.4	0.3	11.5	.83	3723	BLK3723	6	2 X 2
1 1/2 X 1 1/2	2.7	0.4	12.5	1.2	3724	BLK3724	6	1 1/2 X 1 1/2
1 5/8 X 1 5/8	2.7	0.4	12.5	1.2	3725	BLK3725	6	1 5/8 X 1 5/8
1 7/8 X 1 7/8	2.7	0.4	12.5	1.2	3726	BLK3726	6	1 7/8 X 1 7/8
2 X 2	3.2	0.5	15.8	3.0	3727	BLK3727	1	2 X 2
1 1/2 X 1 1/2	3.3	0.5	16.5	3.4	3728	BLK3728	1	1 1/2 X 1 1/2
1 3/4 X 1 3/4	3.4	0.5	17.0	3.8	3729	BLK3729	1	1 3/4 X 1 3/4
1 7/8 X 1 7/8	3.6	0.5	17.8	4.5	3730	BLK3730	1	1 7/8 X 1 7/8
2 X 2	3.7	0.6	18.5	5.2	3731	BLK3731	1	2 X 2
2 X 2	3.9	0.6	19.3	5.9	3732	BLK3732	1	2 X 2

Wrench Openings	Diameter of Head		Length C	Wt. Ea. Lbs.	Chrome	Std. Pkg. Qty.	Wrench Openings
	A	B			Part No.		
9 mm	19.8	5.6	120.7	.07	3709 MM	6	9 mm
10 mm	19.8	5.6	120.7	.07	3710 MM	6	10 mm
11 mm	22.4	5.6	127.0	.08	3711 MM	6	11 mm
12 mm	22.4	5.6	127.0	.08	3712 MM	6	12 mm
13 mm	25.4	5.6	139.7	.10	3713 MM	6	13 mm
14 mm	28.4	6.4	152.4	.12	3714 MM	6	14 mm
15 mm	28.4	6.4	152.4	.22	3715 MM	6	15 mm
16 mm	30.2	7.1	158.8	.18	3716 MM	6	16 mm
17 mm	30.2	7.1	158.8	.18	3717 MM	6	17 mm
18 mm	33.3	7.1	177.8	.22	3718 MM	6	18 mm
19 mm	36.6	7.1	184.2	.24	3719 MM	6	19 mm
20 mm	36.6	7.1	184.2	.24	3720 MM	6	20 mm
21 mm	40.4	7.1	190.5	.29	3721 MM	6	21 mm
22 mm	40.4	7.1	190.5	.29	3722 MM	6	22 mm
23 mm	42.9	7.1	209.6	.35	3723 MM	6	23 mm
24 mm	46.0	7.1	228.6	.38	3724 MM	6	24 mm
27 mm	52.3	7.9	254.0	.52	3727 MM	6	27 mm
30 mm	57.2	7.9	279.4	.60	3730 MM	6	30 mm
32 mm	60.5	8.6	292.1	.83	3732 MM	6	32 mm
34 mm	67.6	10.4	317.5	1.2	3734 MM	6	34 mm
36 mm	67.6	10.4	317.5	1.2	3736 MM	6	36 mm

TOOLS

Service Wrenches – SAE & Metric



30° Angle Service Wrenches

Wrench Opening	Diameter of Head	Thickness of Head	Length	Wt. Ea. Lbs.	Chrome	Industrial Black	Std. Pkg. Qty.	Wrench Opening
	A	B			Part No.	Part No.		
3/4	1 1/16	1/4	6 5/16	.22	1224	BLK-1224	6	3/4
13/16	1 1/16	1/4	6 5/16	.22	1226	BLK1226	6	13/16
7/8	1 1/16	1/4	6 5/16	.22	1228	BLK1228	6	7/8
15/16	1 1/8	1/4	6 5/8	.25	1230	BLK-1230	6	15/16
1	1 1/8	1/4	6 5/8	.25	1232	BLK1232	6	1
1 1/16	1 1/8	1/4	6 5/8	.25	1234	BLK1234	6	1 1/16
1 1/8	2 1/16	1/4	7 1/16	.31	1236	BLK1236	6	1 1/8
1 3/16	2 1/16	1/4	7 1/8	.31	1238	BLK1238	6	1 3/16
1 1/4	2 1/8	1/4	7 3/8	.30	1240	BLK1240	6	1 1/4
1 3/8	2 1/8	1/4	7 3/8	.30	1236S	BLK1236S	6	1 3/8
1 5/8	2 1/2	3/32	7 11/16	.45	1242	BLK1242	6	1 5/8
1 3/4	2 1/2	3/32	7 11/16	.44	1244	BLK1244	6	1 3/4
1 7/8	2 1/2	3/32	7 11/16	.43	1246	BLK1246	6	1 7/8
1 1/2	2 1/2	3/32	7 11/16	.42	1248	BLK1248	6	1 1/2
1 9/16	2 5/8	3/32	7 15/16	.43	1250	BLK1250	6	1 9/16
1 5/8	2 5/8	3/32	7 15/16	.43	1252	BLK1252	6	1 5/8
1 11/16	2 5/8	3/32	7 15/16	.42	1254	BLK1254	6	1 11/16
1 3/4	3 3/8	5/16	8 7/16	.70	1256	BLK1256	6	1 3/4
1 13/16	3 3/8	5/16	8 7/16	.69	1258	BLK1258	6	1 13/16
1 7/8	3 3/8	5/16	8 7/16	.69	1260	BLK1260	6	1 7/8
1 15/16	3 3/8	5/16	8 7/16	.68	1262	BLK1262	6	1 15/16
2	3 1/2	5/16	9 1/2	.66	1264	BLK1264	6	2
2 1/8	3 1/2	5/16	9 1/2	.65	1268	BLK1268	6	2 1/8
2 1/4	3 1/2	5/16	9 1/2	.61	1272	BLK1272	6	2 1/4
2 3/8	3 1/2	5/16	9 1/2	.61	1276	BLK1276	6	2 3/8
2 1/2	3 1/2	5/16	9 1/2	.59	1272S	BLK1272S	6	2 1/2
2 5/8	3 1/2	5/16	9 1/2	.57	1264S	BLK1264S	6	2 5/8

Chrome Set 30°

SW11K



OPENING	CHROME PART NO.	BLACK PART NO.
3/4	1224	BLK-1224
13/16	1226	BLK1226
7/8	1228	BLK1228
15/16	1230	BLK-1230
1	1232	BLK1232
1 1/16	1234	BLK1234
1 1/8	1236	BLK1236
1 3/16	1238	BLK1238
1 1/4	1240	BLK1240
1 3/8	1244	BLK1244
1 1/2	1248	BLK1248
Kit BagC111	

Industrial Black Set 30°


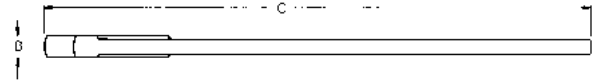
BSW11K

Straight Service Wrenches

Wrench Opening	Diameter of Head	Thickness of Head	Length	Wt. Ea. Lbs.	Chrome	Std. Pkg. Qty.	Wrench Opening
	A	B			Part No.		
1	2 1/2	1/4	12 1/4	.77	1932	6	1
1 1/8	2 1/2	1/4	12 1/4	.73	1936	6	1 1/8
1 1/2	2 5/8	3/32	12 1/4	.93	1948	6	1 1/2
1 3/8	2 5/8	3/32	12 1/4	.92	1952	6	1 3/8
1 1/4	3 1/16	5/16	12 1/4	1.3	1956	6	1 1/4
2	3 1/16	5/16	12 1/4	1.3	1964	6	2
2 1/4	3 1/16	5/16	12 1/4	1.3	1972	6	2 1/4

TOOLS

- Pump Wrenches - Chrome
- Thin Pattern for Use on Jam Nuts and in Confined Areas
- 30° Angle Heads




30° Angle

30° Angle Service Wrenches

Wrench Opening	Diameter of Head		Thickness of Head		Length		Wt. Ea. Lbs.	Chrome		Std. Pkg. Qty.	Wrench Opening	Chrome Set 30°
	A	B	B	C	Part No.	Part No.						
19 mm	42.9 mm	6.4 mm	6.4 mm	160.3 mm	.22	1219MM	6	19 mm				
21 mm	42.9 mm	6.4 mm	6.4 mm	160.3 mm	.22	1221MM	6	21 mm				
22 mm	42.9 mm	6.4 mm	6.4 mm	160.3 mm	.22	1222MM	6	22 mm				
24 mm	47.6 mm	6.4 mm	6.4 mm	174.8 mm	.25	1224MM	6	24 mm				
27 mm	47.6 mm	6.4 mm	6.4 mm	174.8 mm	.25	1227MM	6	27 mm				
30 mm	52.4 mm	6.4 mm	6.4 mm	182.6 mm	.31	1230MM	6	30 mm				
32 mm	52.4 mm	6.4 mm	6.4 mm	182.6 mm	.30	1232MM	6	32 mm				
36 mm	63.5 mm	7.1 mm	7.1 mm	195.3 mm	.45	1236MM	6	36 mm				
37 mm	63.5 mm	7.1 mm	7.1 mm	195.3 mm	.43	1237MM	6	37 mm				
38 mm	63.5 mm	7.1 mm	7.1 mm	195.3 mm	.42	1238MM	6	38 mm				
40 mm	66.7 mm	7.1 mm	7.1 mm	201.7 mm	.43	1240MM	6	40 mm				
41 mm	66.7 mm	7.1 mm	7.1 mm	201.7 mm	.43	1241MM	6	41 mm				
42 mm	66.7 mm	7.1 mm	7.1 mm	201.7 mm	.43	1242MM	6	42 mm				
44 mm	66.7 mm	7.1 mm	7.1 mm	201.7 mm	.43	1244MM	6	44 mm				
46 mm	79.4 mm	7.9 mm	7.9 mm	217.4 mm	.70	1246MM	6	46 mm				
48 mm	79.4 mm	7.9 mm	7.9 mm	217.4 mm	.70	1248MM	6	48 mm				
50 mm	79.4 mm	7.9 mm	7.9 mm	217.4 mm	.68	1250MM	6	50 mm				
52 mm	88.9 mm	7.9 mm	7.9 mm	242.1 mm	.66	1252MM	6	52 mm				
55 mm	88.9 mm	7.9 mm	7.9 mm	242.1 mm	.66	1255MM	6	55 mm				
60 mm	88.9 mm	7.9 mm	7.9 mm	242.1 mm	.61	1260MM	6	60 mm				
65 mm	88.9 mm	7.9 mm	7.9 mm	242.1 mm	.57	1265MM	6	65 mm				

OPENING	CHROME PART NO.
19 mm	1219MM
21 mm	1221MM
22 mm	1222MM
24 mm	1224MM
27 mm	1227MM
30 mm	1230MM
32 mm	1232MM
36 mm	1236MM
37 mm	1237MM
38 mm	1238MM
40 mm	1240MM
Kit Bag	C111

Check Nut Wrenches – Fractional & Metric



Thin Pattern

15° Angle

Use on Check Nuts, Stop Nuts, Jam Nuts, Hydraulic Fitting

Smaller Sizes Compliment Service Wrenches

Check Nut Wrench - Fractional

Wrench Opening	Diameter of Head	Thickness of Head	Length	Wt. Ea. Lbs.	Industrial Black	Std. Pkg. Qty.	Wrench Opening
	A	B			Part No.		
7/16	1	1/8	4	.05	601A	6	7/16
1/2	1	1/8	4	.05	601	6	1/2
9/16	1 1/4	5/32	4 1/2	.11	602A	6	9/16
19/32	1 1/4	5/32	4 1/2	.11	602	6	19/32
5/8	1 1/2	3/16	5 1/8	.13	603A	6	5/8
11/16	1 1/2	3/16	5 1/8	.13	603	6	11/16
3/4	1 5/8	7/32	5 3/8	.19	604A	6	3/4
13/16	1 9/16	1/4	6 1/8	.28	605A	6	13/16
7/8	1 9/16	1/4	6 1/8	.28	605	6	7/8
15/16	2	9/32	7 1/2	.36	606A	6	15/16
1	2	9/32	7 1/2	.35	606B	6	1
1 1/16	2 1/16	5/16	8 1/2	.66	607	6	1 1/16
1 1/8	2 1/8	5/16	8 1/2	.65	607A	6	1 1/8
1 1/4	2 1/4	3/8	10	1.12	608	6	1 1/4
1 3/16	2 3/16	3/8	10	1.12	608A	6	1 3/16
1 1/2	3 3/8	7/16	11 1/8	1.5	609A	6	1 1/2
1 5/8	3 5/8	1/2	13	2.3	610	6	1 5/8
1 11/16	3 11/16	1/2	13	2.2	610A	6	1 11/16

Check Nut Wrench - Metric

Wrench Opening	Diameter of Head	Thickness of Head	Length	Wt. Ea. Lbs.	Industrial Black	Std. Pkg. Qty.	Wrench Opening
	A	B			Part No.		
10 mm	25.40 mm	3.17 mm	101.59 mm	.05	610MM	6	10 mm
11 mm	25.40 mm	3.17 mm	101.59 mm	.05	611MM	6	11 mm
12 mm	25.40 mm	3.17 mm	101.59 mm	.05	612MM	6	12 mm
13 mm	25.40 mm	3.17 mm	101.59 mm	.05	613MM	6	13 mm
14 mm	31.75 mm	3.97 mm	114.29 mm	.11	614MM	6	14 mm
15 mm	31.75 mm	3.97 mm	114.29 mm	.11	615MM	6	15 mm
16 mm	38.10 mm	4.76 mm	130.16 mm	.13	616MM	6	16 mm
17 mm	38.10 mm	4.76 mm	130.16 mm	.13	617MM	6	17 mm
18 mm	38.10 mm	4.76 mm	130.16 mm	.13	618MM	6	18 mm
19 mm	41.28 mm	5.56 mm	155.58 mm	.19	619MM	6	19 mm
21 mm	46.03 mm	6.35 mm	168.25 mm	.28	621MM	6	21 mm
22 mm	46.03 mm	6.35 mm	168.25 mm	.28	622MM	6	22 mm
24 mm	50.79 mm	7.14 mm	190.48 mm	.36	624MM	6	24 mm
27 mm	61.90 mm	7.94 mm	215.87 mm	.66	627MM	6	27 mm
30 mm	61.90 mm	7.94 mm	215.87 mm	.66	630MM	6	30 mm
32 mm	66.67 mm	9.52 mm	253.97 mm	1.12	632MM	6	32 mm
36 mm	66.67 mm	9.52 mm	253.97 mm	1.12	636MM	6	36 mm
37 mm	85.71 mm	11.11 mm	288.88 mm	1.50	637MM	6	37 mm
38 mm	85.71 mm	11.11 mm	288.88 mm	1.50	638MM	6	38 mm
41 mm	87.30 mm	12.70 mm	330.16 mm	2.1	641MM	6	41 mm

Sets



CN7K

OPENING	PART NO.
7/16	601A
1/2	601
9/16	602A
5/8	603A
11/16	603
3/4	604A
13/16	605A
7/8	605
15/16	606A
1	606B
1 1/16	607
1 1/8	607A
1 1/4	608
1 3/16	608A
1 1/2	609A
1 5/8	610
1 11/16	610A
Kit Bag	C70



CN9KM

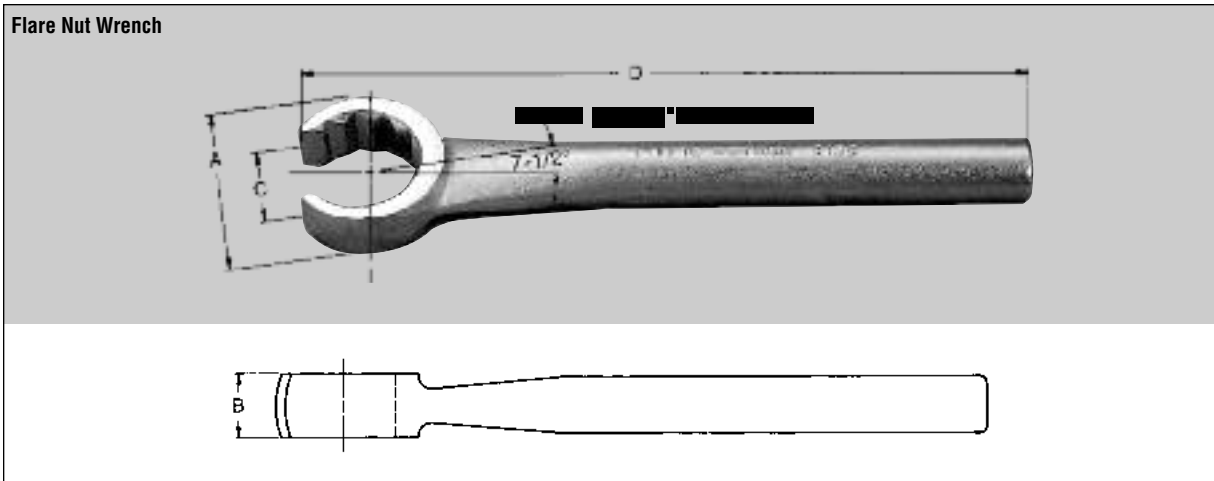
OPENING	PART NO.
10 mm	610MM
11 mm	611MM
12 mm	612MM
13 mm	613MM
14 mm	614MM
15 mm	615MM
16 mm	616MM
17 mm	617MM
19 mm	619MM
Kit Bag	C90

American Alloy Steel

Chrome or Black Finish

12 Point Opening

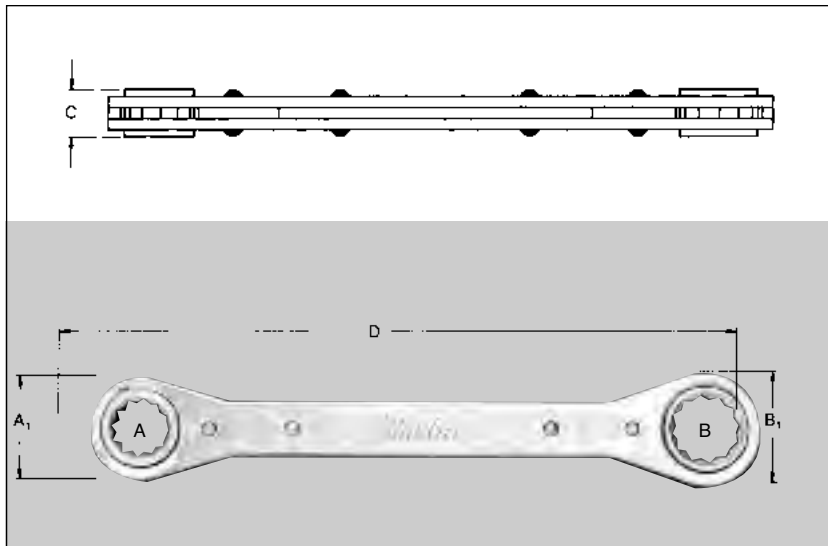
Drop Forged



Wrench Opening	Diameter of Head	Thickness of Head	Width of Slot	Length	Wt. Ea. Lbs.	Chrome	Industrial Black	Std. Pkg. Qty.	Wrench Opening
	A	B	C	D		Part No.	Part No.		
3/8	25/32	5/16	9/32	6 13/32	.18	4112	BLK4112	6	3/8
7/16	27/32	5/16	11/32	6 15/32	.20	4114	BLK4114	6	7/16
1/2	29/32	3/8	3/8	6 25/32	.28	4116	BLK4116	6	1/2
9/16	1 1/32	7/16	7/16	6 25/32	.30	4118	BLK4118	6	9/16
5/8	1 1/16	1/2	1/2	7 1/8	.38	4120	BLK4120	6	5/8
11/16	1 1/8	1/2	9/16	7 3/16	.45	4122	BLK4122	6	11/16
3/4	1 1/32	9/16	5/8	7 1/16	.53	4124	BLK4124	6	3/4
13/16	1 7/32	5/8	21/32	7 1/2	.60	4126	BLK4126	6	13/16
7/8	1 3/8	5/8	11/16	7 1/2	.60	4128	BLK4128	6	7/8
15/16	1 7/16	5/8	3/4	7 13/16	.63	4130	BLK4130	6	15/16
1	1 9/16	11/16	3/4	7 13/16	.69	4132	BLK4132	6	1
1 1/16	1 5/8	3/4	13/16	7 15/16	.78	4134	BLK4134	6	1 1/16
1 1/8	1 11/16	25/32	7/8	7 15/16	.83	4136	BLK4136	6	1 1/8
1 1/4	1 29/32	13/16	1	7 15/16	.83	4140	BLK4140	6	1 1/4
1 3/8	2 3/32	29/32	1 1/16	9	1.3	4144	BLK4144	6	1 3/8
1 1/2	2 1/16	7/8	1 1/8	10	1.6	4148	BLK4148	6	1 1/2

TOOLS

Ratcheting Box Wrenches & Sets – Straight Pattern



Chrome Finish

Different Openings on Each End in Size from 1/4" thru 7/8".

12 Point with 6 Point Also Available on RB810, 1214 and 1618.

Wrench Openings A x B	Type Opening	Diameter of Head		Thickness of Head	Overall Length	Wt. Ea. Lbs.	Chrome	Std. Pkg. Qty.	Wrench Openings
		A ₁	B ₁	C	D		Part No.		A x B
1/4 x 5/16	6 pt.	5/16	3/8	3/8	4 1/4	.12	RB810	6	1/4 x 5/16
1/4 x 9/16	12 pt.	5/16	3/8	3/8	4 1/4	.13	RB810DH	6	1/4 x 9/16
3/8 x 7/16	6 pt.	3/8	7/16	3/8	5 1/2	.18	RB1214	6	3/8 x 7/16
3/8 x 7/16	12 pt.	3/8	7/16	3/8	5 1/2	.19	RB1214DH	6	3/8 x 7/16
1/2 x 9/16	6 pt.	1	1 1/8	1/2	6 3/4	.42	RB1618	6	1/2 x 9/16
1/2 x 9/16	12 pt.	1	1 1/8	1/2	6 3/4	.42	RB1618DH	6	1/2 x 9/16
5/8 x 11/16	12 pt.	1 1/4	1 7/16	1/2	8	.54	RB2022	6	5/8 x 11/16
5/8 x 3/4	12 pt.	1 1/4	1 7/16	1/2	8	.52	RB2024	6	5/8 x 3/4
1 1/16 x 13/16	12 pt.	1 1/8	1 1/8	1/2	9 1/4	.78	RB2226	6	1 1/16 x 13/16
3/4 x 7/8	12 pt.	1 1/8	1 1/8	1/2	9 1/4	.74	RB2428	6	3/4 x 7/8

Sets

RB5K		RB7K			
	OPENING	PART NO.		OPENING	PART NO.
	1/4 x 5/16	RB810		1/4 x 5/16	RB810
	3/8 x 7/16	RB1214		3/8 x 7/16	RB1214
	1/2 x 9/16	RB1618		1/2 x 9/16	RB1618
	5/8 x 11/16	RB2022		5/8 x 11/16	RB2022
	3/4 x 7/8	RB2428		5/8 x 3/4	RB2024
	Kit Bag	C185		1 1/16 x 13/16	RB2226
			3/4 x 7/8	RB2428	
			Kit Bag	C187	

TOOLS



Ratcheting Box Wrenches & Sets – 25° Offset Pattern


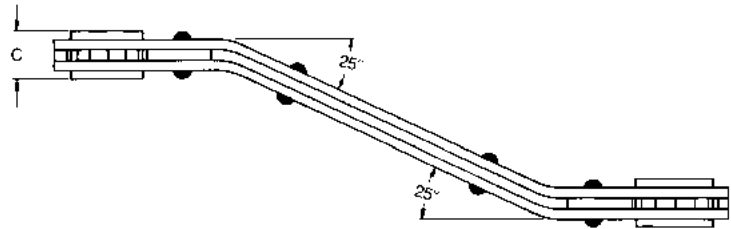
Chrome Finish

25° Offset

Size Openings from 1/4" thru 7/8" with Different Openings on Each End.

**RBO810 thru RBO1618
6 Point**

**RBO2022 thru RBO2428
12 Point**




Wrench Openings A x B	Type Opening	Diameter of Head		Thickness of Head C	Overall Length D	Wt. Ea. Lbs.	Chrome	Std. Pkg. Qty.	Wrench Openings
		A ₁	B ₁				Part No.		A x B
1/4 x 5/16	6 pt.	5/16	5/8	3/8	4 3/32	.12	RBO810	6	1/4 x 5/16
3/8 x 7/16	6 pt.	3/8	7/8	3/8	5 7/32	.18	RBO1214	6	3/8 x 7/16
1/2 x 9/16	6 pt.	1	1 1/8	1/2	6 13/32	.42	RBO1618	6	1/2 x 9/16
5/8 x 1 1/16	12 pt.	1 1/4	1 7/16	1/2	7 21/32	.54	RBO2022	6	5/8 x 1 1/16
3/4 x 3/4	12 pt.	1 1/4	1 1/16	1/2	7 21/32	.52	RBO2024	6	3/4 x 3/4
1 1/16 x 1 3/16	12 pt.	1 7/16	1 1/16	1/2	8 3/4	.78	RBO2226	6	1 1/16 x 1 3/16
3/4 x 7/8	12 pt.	1 7/16	1 1/16	1/2	8 3/4	.74	RBO2428	6	3/4 x 7/8

Sets

RB05K		RB07K		
	OPENING	PART NO.	OPENING	PART NO.
	1/4 x 5/16	RBO810	1/4 x 5/16	RBO810
	3/8 x 7/16	RBO1214	3/8 x 7/16	RBO1214
	1/2 x 9/16	RBO1618	1/2 x 9/16	RBO1618
	5/8 x 1 1/16	RBO2022	5/8 x 1 1/16	RBO2022
	3/4 x 3/4	RBO2428	3/4 x 3/4	RBO2024
	Kit Bag	C185	1 1/16 x 1 3/16	RBO2226
			3/4 x 7/8	RBO2428
			Kit Bag	C187

TOOLS

Heavy Duty Pipe Wrenches



Size	Capacity	Wt. Ea. Lbs.	Part No.	Std. Pkg. Qty.	Size	Capacity	Wt. Ea. Lbs.	Part No.	Std. Pkg. Qty.
6	¾"	½	PW6	6	—	—	—	—	—
8	1"	¾	PW8	6	—	—	—	—	—
10	1½"	1¼	PW10	6	10	1½	1	PWA10	6
12	2"	2¼	PW12	6	—	—	—	—	—
14	2"	3½	PW14	6	14	2	2	PWA14	6
18	2½"	5¼	PW18	6	18	2½	3½	PWA18	6
24	3"	9¼	PW24	3	24	3	5¼	PWA24	6
36	5"	17	PW36	3	36	5	10	PWA36	3
48	6"	34	PW48	1	48	6	17	PWA48	1

Pipe Wrench Parts

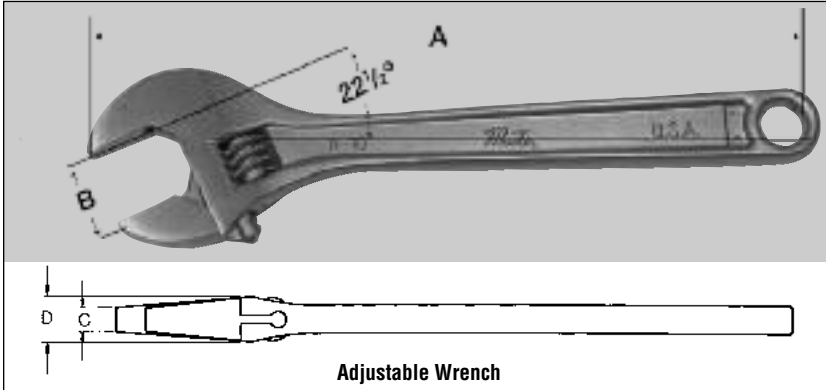
Hook Jaw		Heel Jaw & Pin		Flat Spring & Ball		Nut	
Part No.	Size	Part No.	Size	Part No.	Size	Part No.	Size
PW6HJ	6"	PW6HP	6"	PW6SFC	6"	PW6N	6"
PW8HJ	8"	PW8HP	8"	PW8SFC	8"	PW8N	8"
PW10HJ	10"	PW10HP	10"	PW10SFC	10"	PW10N	10"
PW12HJ	12"	PW12HP	12"	PW12SFC	12"	PW12N	12"
PW14HJ	14"	PW14HP	14"	PW14SFC	14"	PW14N	14"
PW18HJ	18"	PW18HP	18"	PW18SFC	18"	PW18N	18"
PW24HJ	24"	PW24HP	24"	PW24SFC	24"	PW24N	24"
PW36HJ	36"	PW36HP	36"	PW36SFC	36"	PW36N	36"
PW48HJ	48"	PW48HP	48"	PW48SFC	48"	PW48N	48"

*Limited Supply

TOOLS

Martin

Adjustable Wrenches Auto Wrench Set Screw Wrenches

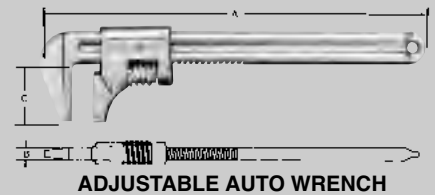


- Drop Forged American Alloy Steel
- Extra Wide Capacity
- Light Weight
- Thin Tapered Head
- 22-1/2 Degree Angle
- Nickel & Industrial Black Finish


Size Length	Capacity	Thickness of Head		Wt. Ea. Lbs.	Cobalt	Industrial Black	Std. Pkg. Qty.	Size Length
		Jaw Tip	Extreme					
A	B	C	D		Part No.	Part No.		A
6	15/16	7/32	3/8	.26	A6	A6T	6	6
8	1 1/8	17/64	1/2	.48	A8	A8T	6	8
10	1 3/16	23/64	19/32	.80	A10	A10T	6	10
12	1 1/2	15/32	23/32	1.30	A12	A12T	6	12
15	1 3/4	19/32	31/32	3.00	A15	A15T	6	15
18	2 1/16	23/32	1 1/16	5.65	A18	A18T	1	18
24	2 1/2	7/8	1 1/8	8.60	A24	A24T	1	24

Drop Forged, Machined, and Heat Treated. Well Suited for General Repair Work.

A	Max. Jaw Capacity	B	C	Weight Each-Lbs.	Chrome	Std. Pkg. Qty.
					Part No.	
11	3	7/16	1 1/2	1.5	89311	1



ADJUSTABLE AUTO WRENCH



Set Screw Wrench

Set Screw Wrench

For Hard Square Set Screws, Cap Screws & Nuts

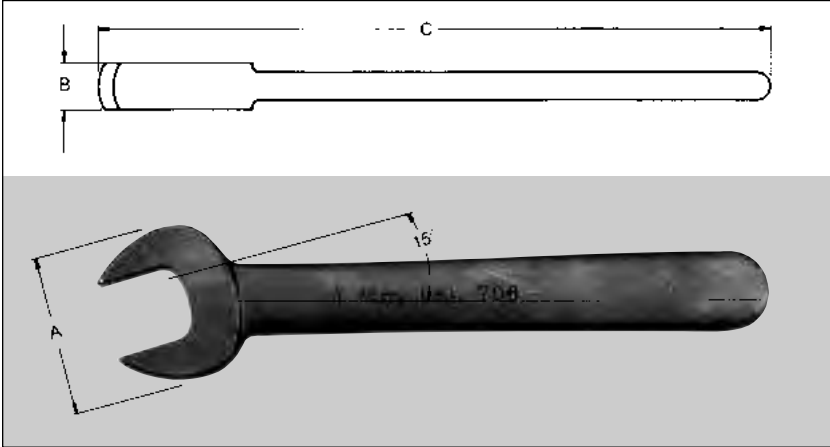
High Grade Carbon Steel

Machined to Industry Standards

Wrench Openings	Diameter of Head	Thickness of Head	Length	Wt. Ea. Lbs.	Industrial Black	Std. Pkg. Qty.	Wrench Openings
A x B	A ₁ x B ₁	C	D		Part No.		A x B
3/16 x 1/4	27/32 x 1 1/16	9/32	4 1/4	.13	523	6	3/16 x 1/4
1/4 x 5/16	27/32 x 1 1/16	9/32	4 1/4	.13	525	6	1/4 x 5/16
5/16 x 3/8	1 x 1 1/16	11/32	5	.21	527	6	5/16 x 3/8
3/8 x 7/16	1 1/4 x 1 3/8	3/8	5 3/4	.33	529	6	3/8 x 7/16
3/8 x 1/2	1 1/4 x 1 3/8	13/32	5 3/4	.35	530	6	3/8 x 1/2
7/16 x 1/2	1 1/4 x 1 3/8	13/32	5 3/4	.35	531	6	7/16 x 1/2
1/2 x 5/8	1 3/4 x 1 7/8	9/16	8 1/2	.90	534	6	1/2 x 5/8

TOOLS

Single Head Open End Engineers Wrench



American High Carbon Steel

**Precision Forged and thru
Hardened.**

**1⁵/₈" and Larger Sizes Have
Tapered Handles**

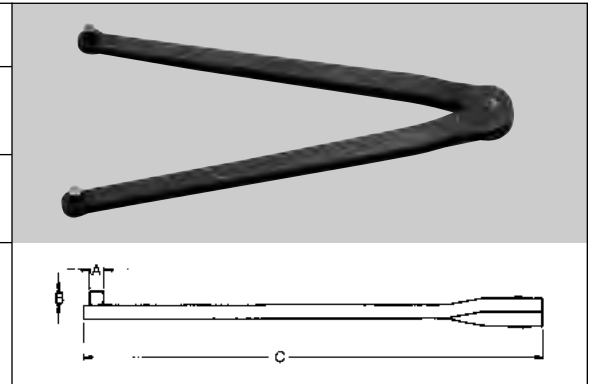
Industrial Black Finish

Wrench Opening	Diameter of Head	Thickness of Head	Length	Wt. Ea. Lbs.	Industrial Black	Std. Pkg. Qty.	Wrench Opening
	A	B	C		Part No.		
1/2	1	5/16	4 5/8	.16	1	6	1/2
9/16	1 1/16	5/16	5 1/2	.19	702	6	9/16
5/8	1 1/8	11/32	6 3/8	.32	703	6	5/8
11/16	1 3/8	11/32	6 3/4	.32	3	6	11/16
3/4	1 5/8	3/8	7 1/4	.44	704	6	3/4
13/16	1 7/8	7/16	8 1/8	.64	705	6	13/16
7/8	1 7/8	7/16	8 3/8	.64	5	6	7/8
15/16	2	7/16	9 1/4	.80	6A	6	15/16
1	2	7/16	9 3/4	.82	706	6	1
1 1/16	2 1/4	7/16	10 1/2	1.26	7	6	1 1/16
1 1/8	2 1/4	9/16	10 1/2	1.22	707	6	1 1/8
1 1/4	2 3/4	19/32	12	2.1	8	6	1 1/4
1 5/16	2 3/4	19/32	12	2.0	8A	6	1 5/16
1 3/8	2 3/4	19/32	12	2.0	708A	6	1 3/8
1 7/16	3	5/8	13 1/2	2.5	9	6	1 7/16
1 1/2	3	5/8	13 1/2	2.5	709	6	1 1/2
1 5/8	3 1/2	7/8	15	3.6	10	1	1 5/8
1 11/16	3 1/2	7/8	15	3.5	10A	1	1 11/16
1 13/16	3 3/4	15/16	16 1/2	5.0	11	1	1 13/16
1 7/8	3 3/4	15/16	16 1/2	5.0	11A	1	1 7/8
2	4 1/8	1	18 1/4	6.2	12	1	2
2 1/16	4 1/8	1	18 1/4	6.2	12A	1	2 1/16
2 3/16	4 1/8	1 1/16	20	8.0	13	1	2 3/16
2 1/4	4 1/2	1 1/16	20	8.0	13A	1	2 1/4
2 3/8	4 3/8	1 1/8	22	9.6	14	1	2 3/8
2 7/16	4 3/8	1 1/8	22	9.6	14A	1	2 7/16
2 9/16	5 1/4	1 3/16	24	13.2	15	1	2 9/16
2 5/8	5 1/4	1 3/16	24	13.1	15A	1	2 5/8
2 3/4	6	1 1/4	27	12.9	16	1	2 3/4
2 13/16	6	1 1/4	27	16.0	16B	1	2 13/16
2 15/16	6	1 1/4	27	16.0	16A	1	2 15/16
3	6 3/8	1 1/2	30	23.7	17A	1	3
3 1/8	6 3/8	1 1/2	30	23.7	17	1	3 1/8
3 3/8	7 1/8	1 5/8	34	31.6	18A	1	3 3/8
3 1/2	7 1/8	1 5/8	34	31.6	18	1	3 1/2
3 3/4	8	1 3/4	37	33.0	19B	1	3 3/4
3 7/8	8	1 3/4	37	33.0	19	1	3 7/8
4 1/8	8	1 3/4	37	32.5	19C	1	4 1/8
4 1/4	8	1 3/4	37	32.0	19A	1	4 1/4
4 1/2	10 1/4	1 7/8	42	50.5	20B	1	4 1/2
4 5/8	10 1/4	1 7/8	42	50.5	20	1	4 5/8
5	10 1/4	1 7/8	42	50.4	20A	1	5

TOOLS

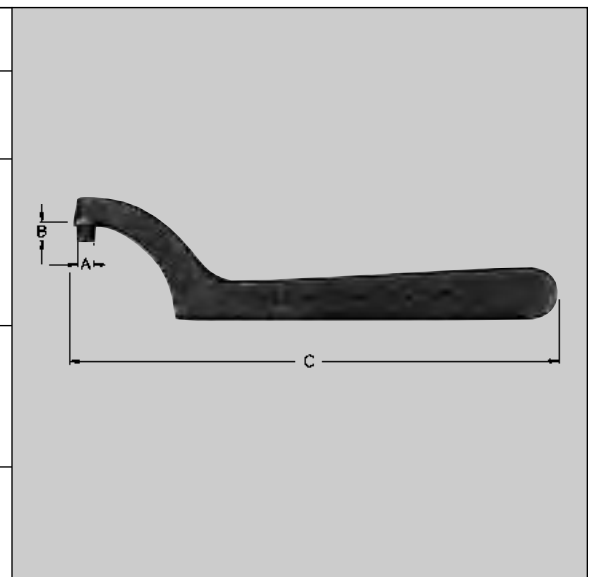
Adjustable Face Spanner

Extreme Capacity	Diameter of Pin	Length of Pin	Overall Length	Wt. Ea. Lbs.	Industrial Black	Std. Pkg. Qty.
	A	B	C		Part No.	
2	3/16	7/32	6 1/4	.31	482	6
3	1/4	9/32	8 1/4	.52	483	6
4	5/16	1 1/32	10 1/4	1.02	484	6



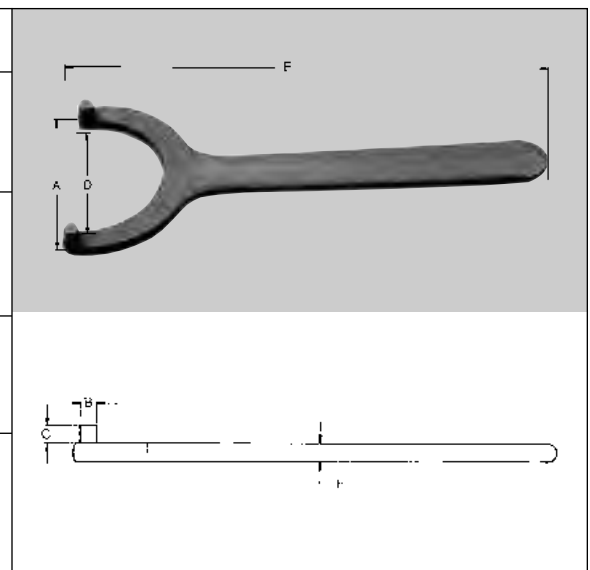
Pin Spanner

For Circle Diameter	Diameter of Pin	Length of Pin	Overall Length	Wt. Ea. Lbs.	Industrial Black	Std. Pkg. Qty.
	A	B	C		Part No.	
1	3/16	3/16	4	.08	452	6
1 1/4	13/64	3/16	4 1/2	.11	453	6
1 1/2	7/32	7/32	5	.13	454	6
1 3/4	15/64	7/32	5 1/2	.17	455	6
2	1/4	1/4	6	.20	456	6
2 1/4	17/64	1/4	6 1/2	.24	457	6
2 1/2	9/32	3/32	7	.28	458	6
2 3/4	19/64	3/32	7 1/2	.37	459	6
3	5/16	3/16	8	.43	460	6
3 1/4	21/64	3/16	8 1/2	.47	461	6
3 1/2	11/32	1 1/32	9	.50	462	6
3 3/4	23/64	1 1/32	9 1/2	.59	463	6
4	3/8	3/8	10	.69	464	6
5	7/16	7/16	12	1.15	466	6
6	1/2	1/2	14	1.90	468	6



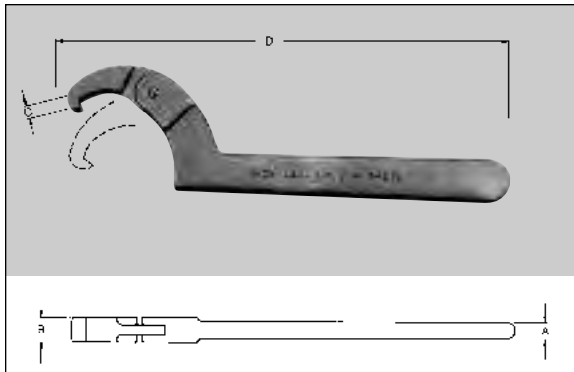
Face Spanner

Center Distance of Pins	Pins		Span of Jaws in Clear	Length from Center of Pins	Thick-ness	Wt. Ea. Lbs.	Industrial Black	Std. Pkg. Qty.
	Dia.	Length					Part No.	
A	B	C	D	E	F			
1	3/16	3/16	1 1/16	4 1/2	3/16	.12	418	6
1 1/4	7/32	7/32	7/8	5	3/16	.13	420	6
1 1/2	7/32	7/32	1 1/8	5 1/2	3/16	.23	422	6
1 3/4	7/32	7/32	1 3/8	6	7/32	.30	424	6
2	1/4	1/4	1 19/32	6 1/2	7/32	.39	426	6
2 1/4	1/4	1/4	1 27/32	7	7/32	.42	428	6
2 1/2	9/32	9/32	2 1/32	7 1/2	1/4	.52	430	6
2 3/4	9/32	9/32	2 3/32	8	1/4	.59	432	6
3	5/16	5/16	2 1/2	8 1/2	1/4	.70	434	6
3 1/4	5/16	5/16	2 3/4	9 3/8	1/4	.82	436	6
3 1/2	5/16	5/16	3	9 3/4	1/4	.89	438	6
3 3/4	3/8	3/8	3 3/16	10 3/8	1/4	1.0	440	6
4	3/8	3/8	3 7/16	11	1/4	1.1	442	6



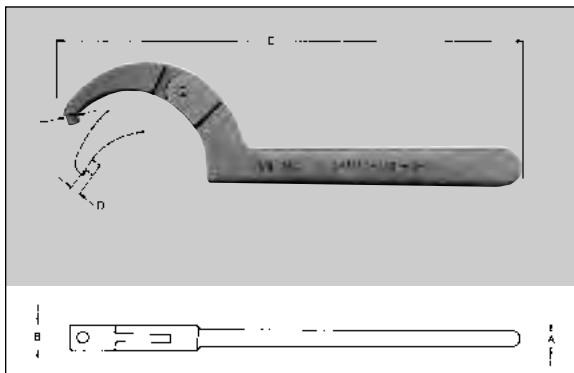
TOOLS

Spanner Wrenches & Sets – Adjustable



Adjustable Hook Spanner

Capacity Range	Thickness of Handle	Thickness of Hook	Depth of Hook	Overall Length	Wt. Ea. Lbs.	Industrial Black	Std. Pkg. Qty.
	A	B	C	D		Part No.	
3/4 to 2	1/4	3/8	1/8	6 1/2	.23	471	6
1 1/4 to 3	5/32	1/2	3/32	8 1/16	.43	472	6
2 to 4 1/4	11/32	17/32	7/32	11 1/16	1.03	474	6
4 1/2 to 6 1/4	1 1/32	17/32	1/4	12	1.07	474A	6
6 1/2 to 8 3/4	1 1/32	17/32	3/16	13 3/16	1.40	474B	6



Adjustable Pin Spanner

Capacity Range	Thickness		Pin Size		Overall Length	Wt. Ea. Lbs.	Industrial Black	Std. Pkg. Qty.
	Handle	Hook	Diameter	Length			Part No.	
	A	B	C	D				
3/4 to 2	1/4	3/8	1/8	1/8	6 1/2	.23	0471	6
3/4 to 2	1/4	3/8	3/16	3/32	6 1/2	.23	0471A	6
1 1/4 to 3	5/32	1/2	3/16	3/16	8 1/16	.42	0472	6
1 1/4 to 3	5/32	1/2	1/4	7/32	8 1/16	.42	0472A	6
2 to 4 1/4	11/32	17/32	1/4	1/4	11 1/16	.99	0474	6
4 1/2 to 6 1/4	1 1/32	17/32	3/8	1/4	12 3/16	1.08	0474A	6

Adjustable Spanner Wrench Sets

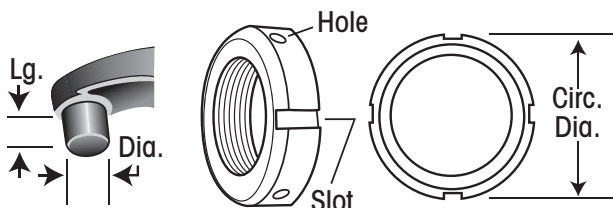


SPW6K
0471
0471A
0472
0472A
0474
0474A
C60B Kit Bag



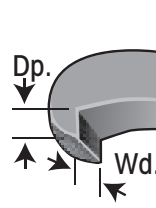
SHW5K
471
472
474
474A
474B
C60B Kit Bag

TOOLS

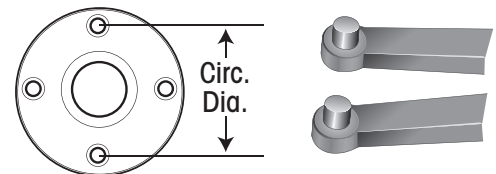


Adjustable Pin Spanner

Pins fit into the holes or slots on the side of the flange or collar.



Adjustable Hook Spanner



Pins fit into the holes or slots on the face of the flange or collar.

Adjustable Face Spanner

Structural Box Wrench Heads are Offset from Handle to Permit Clearance of Obstructions.

Industrial Black

Handles are Tapered to Align Bolt Holes.

Structural Box Wrenches									
Wrench Opening	Diameter of Head	Thickness of Head	Length	Offset at End	Wt. Ea. Lbs.		Std. Pkg. Qty.	Wrench Opening	
	A	B	C	D					
13/16	1 15/32	11/16	12	1 25/32	1.3	8905A	1	13/16	
7/8	1 15/32	11/16	12	1 25/32	1.3	8905	1	7/8	
15/16	1 1/8	13/16	13	1 61/64	1.3	8906	1	15/16	
1	1 5/8	13/16	13	1 61/64	1.3	8906B	1	1	
1 1/16	1 5/8	7/8	15	2 3/4	1.9	8907	1	1 1/16	
1 1/8	1 5/8	7/8	15	2 3/4	1.9	8907A	1	1 1/8	
1 1/4	2 3/4	15/16	17	2 21/64	2.6	8908	1	1 1/4	
1 5/16	2 3/4	15/16	17	2 21/64	2.0	8908A	1	1 5/16	
1 7/16	2 3/4	1 1/8	19	2 3/4	3.5	8909	1	1 7/16	
1 1/2	2 3/4	1 1/8	19	2 3/4	3.5	8909A	1	1 1/2	
1 5/8	2 3/4	1 3/16	21	2 7/8	4.8	8910	1	1 5/8	
1 11/16	2 3/4	1 3/16	21	2 7/8	4.7	8910A	1	1 11/16	
1 13/16	2 29/32	1 1/4	23	3	6.6	8911	1	1 13/16	
1 7/8	2 29/32	1 1/4	23	3	6.6	8911A	1	1 7/8	
2	3 3/32	1 3/8	24 1/2	3 5/32	6.5	8912	1	2	
2 3/16	3 13/32	1 1/2	26	3 1/2	7.3	8913	1	2 3/16	
2 1/8	3 3/32	1 5/8	28	3 11/16	8.5	8914	1	2 1/8	
2 1/4	3 29/32	1 3/4	29	3 13/16	9.2	8915	1	2 1/4	
2 1/2	4 3/32	1 7/8	30	3 3/2	9.8	8916	1	2 1/2	

Structural Wrench Offset									
Wrench Opening	Diameter of Head	Thickness of Head	Length	Handle at Head	Offset at End	Wt. Ea. Lbs.	Industrial Black	Std. Pkg. Qty.	Wrench Opening
	A	B	C	D	E		Part No.		
9/16	1 1/16	7/16	12	13/16	1 11/16	.56	901B	1	9/16
5/8	1 1/16	7/16	12	13/16	1 11/16	.56	903A	1	5/8
11/16	1 1/16	7/16	12	13/16	1 11/16	.56	903	1	11/16
3/4	1 1/16	7/16	12	13/16	1 11/16	.70	904A	1	3/4
13/16	2	17/32	14 1/2	15/16	1 7/8	1.3	905A	1	13/16
7/8	2	17/32	14 1/2	15/16	1 7/8	1.3	905	1	7/8
15/16	2	17/32	14 1/2	15/16	1 7/8	1.3	906C	1	15/16
1	2	17/32	14 1/2	15/16	1 7/8	1.3	906B	1	1
1 1/16	2 1/4	5/8	16	1 1/8	2 3/8	1.9	907	1	1 1/16
1 1/8	2 1/4	5/8	16	1 1/8	2 3/8	1.9	907A	1	1 1/8
1 1/4	2 13/16	11/16	19	1 1/4	2 3/4	2.6	908	1	1 1/4
1 5/16	2 13/16	11/16	19	1 1/4	2 3/4	2.6	908A	1	1 5/16
1 7/16	3 3/8	3/4	20	1 1/4	3 1/8	3.5	909	1	1 7/16
1 1/2	3 3/8	3/4	20	1 1/4	3 1/8	3.5	909A	1	1 1/2
1 5/8	3 13/32	13/16	23	1 1/2	3 3/8	4.8	910	1	1 5/8
1 11/16	3 13/32	13/16	23	1 1/2	3 3/8	4.7	910A	1	1 11/16
1 13/16	4 1/8	13/16	24	1 5/8	3 11/16	6.6	911	1	1 13/16
1 7/8	4 1/8	13/16	24	1 5/8	3 11/16	6.6	911A	1	1 7/8
2	4 1/8	13/16	24	1 5/8	3 11/16	6.5	912	1	2

Structural Wrench Heads are Offset from Handle to Permit Clearance of Obstructions.

Handles are Tapered to Align Bolt Holes.

TOOLS

Construction and Box Wrenches

Construction Wrench 15° Angle

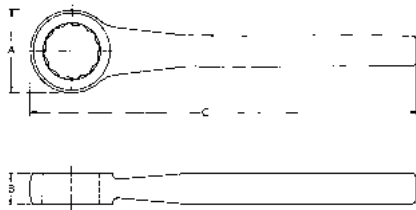
Wrench Opening	Diameter of Head	Thickness of Head	Length	Wt. Ea. Lbs.	Industrial Black	Std. Pkg. Qty.	Wrench Opening
	A	B			Part No.		
5/8	1 1/16	7/16	12	.62	203A	1	5/8
1 1/16	1 1/16	7/16	12	.62	203	1	1 1/16
3/4	1 1/16	7/16	12	.58	204A	1	3/4
7/8	2	1 1/32	14 1/2	2.0	205	1	7/8
1 5/16	2	1 1/32	14 1/2	2.0	206C	1	1 5/16
1	2	1 1/32	14 1/2	2.0	206B	1	1
1 1/16	2 1/4	5/8	17	1.8	207	1	1 1/16
1 1/8	2 1/4	5/8	17	1.8	207A	1	1 1/8
1 1/4	2 5/8	1 1/16	19	2.7	208	1	1 1/4
1 5/16	2 5/8	1 1/16	19	2.7	208A	1	1 5/16
1 7/16	2 5/8	1 1/16	19	2.6	209	1	1 7/16
1 1/2	2 5/8	1 1/16	19	2.6	209A	1	1 1/2
1 5/8	4	1 5/16	22 11/16	7.0	210	1	1 5/8
1 11/16	4	1 5/16	22 11/16	7.0	210A	1	1 11/16
1 13/16	4	1 5/16	22 11/16	6.9	211	1	1 13/16
1 7/8	4	1 5/16	22 11/16	6.9	211A	1	1 7/8
2	4	1 5/16	22 11/16	6.8	212	1	2



Drop Forged from High Grade Carbon Steel, thru Hardening.

Straight Handle with 15° Angle Opening.

Handles are Tapered to Align Bolt Holes.



12 Point Box Opening

Box Wrenches

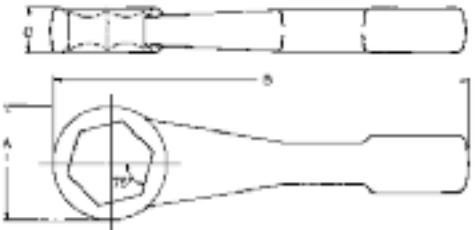
Wrench Opening	Diameter of Head	Thickness of Head	Length	Wt. Ea. Lbs.	Industrial Black	Std. Pkg. Qty.	Wrench Opening
	A	B			Part No.		
1/2	29/32	3/8	6 25/32	.28	801	6	1/2
5/16	1 1/32	7/16	6 25/32	.30	802A	6	5/16
5/8	1 1/16	1/2	7 1/8	.38	803A	6	5/8
1 1/16	1 1/8	1/2	7 3/16	.45	803	6	1 1/16
3/4	1 1/32	9/16	7 1/16	.53	804A	6	3/4
7/8	1 1/8	5/8	7 1/2	.60	805	6	7/8
1 5/16	1 1/16	5/8	7 13/16	.63	806	6	1 5/16
1	1 1/16	1 1/16	7 13/16	.69	806B	6	1
1 1/16	1 5/8	3/4	7 15/16	.78	807	6	1 1/16
1 1/8	1 11/16	25/32	7 15/16	.83	807A	6	1 1/8
1 1/4	1 23/32	13/16	7 15/16	.83	808	6	1 1/4
1 1/2	2 3/16	7/8	10	1.6	809A	6	1 1/2

TOOLS

Martin

Striking Face 6 Point Box Wrenches SAE 12 Point Box Wrenches SAE & Metric

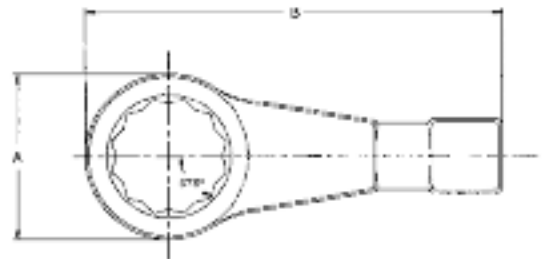
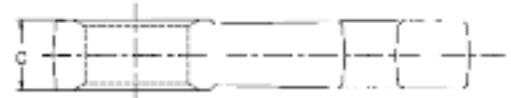
Wrench Opening (Nut Size)	Diameter of Head		Thickness of Head C	Wt. Ea. Lbs.	Industrial Black Part No.	Std. Pkg. Qty.	Wrench Opening (Nut Size)
	A	B					
1 ¹ / ₁₆	1 ²⁵ / ₃₂	9 ⁷ / ₁₆	⁵ / ₁₆	1.9	RN7063	1	1 ¹ / ₁₆
1 ¹ / ₄	2	10 ¹ / ₄	²³ / ₃₂	2.1	RN7075	1	1 ¹ / ₄
1 ¹ / ₂	2 ⁻¹⁷ / ₆₄	10 ⁹ / ₁₆	⁷ / ₁₆	2.6	RN7088	1	1 ¹ / ₂
1 ³ / ₈	2 ⁻³¹ / ₆₄	11	⁹ / ₆₄	2.9	RN7100	1	1 ³ / ₈
1 ¹³ / ₁₆	2 ²¹ / ₃₂	11 ⁹ / ₁₆	⁹ / ₆₄	3.5	RN7113	1	1 ¹³ / ₁₆
2	3 ¹ / ₃₂	11 ¹¹ / ₁₆	1 ¹ / ₃₂	4.0	RN7125	1	2
2 ¹ / ₁₆	3 ³ / ₃₂	12	1 ¹ / ₄	5.2	RN7138	1	2 ¹ / ₁₆
2 ¹ / ₈	3 ¹³ / ₃₂	12 ³ / ₈	1 ⁷ / ₁₆	6.0	RN7150	1	2 ¹ / ₈
2 ³ / ₁₆	3 ³ / ₄	12 ¹¹ / ₁₆	1 ¹⁷ / ₃₂	6.6	RN7163	1	2 ³ / ₁₆
2 ¹ / ₄	4 ¹¹ / ₆₄	13 ¹ / ₁₆	1 ¹⁷ / ₃₂	7.5	RN7175	1	2 ¹ / ₄
2 ¹⁵ / ₁₆	4 ²³ / ₆₄	13 ⁷ / ₁₆	1 ¹⁷ / ₃₂	7.9	RN7188	1	2 ¹⁵ / ₁₆
3 ¹ / ₈	4 ³¹ / ₆₄	13 ¹³ / ₁₆	1 ⁵ / ₈	9.4	RN7200	1	3 ¹ / ₈
3 ¹ / ₂	4 ³¹ / ₃₂	14 ¹ / ₈	1 ²³ / ₃₂	10.5	RN7225	1	3 ¹ / ₂
3 ³ / ₈	5 ³⁵ / ₆₄	14 ¹ / ₂	1 ²³ / ₃₂	13.3	RN7250	1	3 ³ / ₈



Roughneck "Hammer Wrench"

**Straight Pattern — 6 Point
Alloy Steel — Drop Forged**

Wrench Opening (Nut Size)	Diameter of Head		Thickness of Head C	Wt. Ea. Lbs.	Industrial Black Part No.	Std. Pkg. Qty.	Wrench Opening (Nut Size)
	A	B					
1	1 ²⁵ / ₃₂	9 ⁷ / ₁₆	⁵ / ₁₆	1.9	1807B	1	1
1 ¹ / ₁₆	1 ²⁵ / ₃₂	9 ⁷ / ₁₆	⁵ / ₁₆	1.9	1807	1	1 ¹ / ₁₆
1 ¹ / ₈	1 ²⁵ / ₃₂	9 ⁷ / ₁₆	⁵ / ₁₆	1.9	1807A	1	1 ¹ / ₈
1 ¹ / ₄	2	10 ¹ / ₄	²³ / ₃₂	2.1	1808B	1	1 ¹ / ₄
1 ¹ / ₄	2	10 ¹ / ₄	²³ / ₃₂	2.1	1808	1	1 ¹ / ₄
1 ¹ / ₈	2	10 ¹ / ₄	²³ / ₃₂	2.1	1808A	1	1 ¹ / ₈
1 ¹ / ₈	2 ¹⁷ / ₆₄	10 ⁹ / ₁₆	⁷ / ₁₆	2.6	1809B	1	1 ¹ / ₈
1 ¹ / ₄	2 ¹⁷ / ₆₄	10 ⁹ / ₁₆	⁷ / ₁₆	2.6	1809	1	1 ¹ / ₄
1 ¹ / ₂	2 ¹⁷ / ₆₄	10 ⁹ / ₁₆	⁷ / ₁₆	2.6	1809A	1	1 ¹ / ₂
1 ³ / ₈	2 ³¹ / ₆₄	11	⁹ / ₆₄	2.9	1810	1	1 ³ / ₈
1 ¹¹ / ₁₆	2 ³¹ / ₆₄	11	⁹ / ₆₄	2.9	1810A	1	1 ¹¹ / ₁₆
1 ¹ / ₂	2 ²¹ / ₃₂	11 ⁹ / ₁₆	⁹ / ₆₄	3.5	1811B	1	1 ¹ / ₂
1 ¹³ / ₁₆	2 ²¹ / ₃₂	11 ⁹ / ₁₆	⁹ / ₆₄	3.5	1811	1	1 ¹³ / ₁₆
1 ¹ / ₈	2 ²¹ / ₃₂	11 ⁹ / ₁₆	⁹ / ₆₄	3.5	1811A	1	1 ¹ / ₈
2	3 ¹ / ₃₂	11 ¹¹ / ₁₆	1 ¹ / ₃₂	4.0	1812	1	2
2 ¹ / ₁₆	3 ¹ / ₃₂	11 ¹¹ / ₁₆	1 ¹ / ₃₂	4.0	1812B	1	2 ¹ / ₁₆
2 ¹ / ₈	3 ³ / ₃₂	12	1 ¹ / ₄	5.2	1813B	1	2 ¹ / ₈
2 ¹ / ₈	3 ³ / ₃₂	12	1 ¹ / ₄	5.2	1813	1	2 ¹ / ₈
2 ¹ / ₄	3 ¹³ / ₃₂	12 ³ / ₈	1 ⁷ / ₁₆	6.0	1813A	1	2 ¹ / ₄
2 ¹ / ₈	3 ¹³ / ₃₂	12 ³ / ₈	1 ⁷ / ₁₆	6.0	1814	1	2 ¹ / ₈
2 ¹ / ₁₆	3 ³ / ₄	12 ¹ / ₁₆	1 ⁻¹⁷ / ₃₂	6.5	1815B	1	2 ¹ / ₁₆
2 ¹ / ₂	3 ³ / ₄	12 ¹ / ₁₆	1 ⁻¹⁷ / ₃₂	6.5	1815C	1	2 ¹ / ₂
2 ¹ / ₁₆	3 ³ / ₄	12 ¹ / ₁₆	1 ⁻¹⁷ / ₃₂	6.5	1815	1	2 ¹ / ₁₆
2 ¹ / ₈	3 ³ / ₄	12 ¹ / ₁₆	1 ⁻¹⁷ / ₃₂	6.5	1815A	1	2 ¹ / ₈
2 ¹ / ₄	4 ¹¹ / ₆₄	13 ¹ / ₁₆	1 ⁻¹⁷ / ₃₂	7.5	1816	1	2 ¹ / ₄
2 ¹³ / ₁₆	4 ²³ / ₆₄	13 ⁷ / ₁₆	1 ⁻¹⁷ / ₃₂	7.9	1816C	1	2 ¹³ / ₁₆
2 ¹⁵ / ₁₆	4 ²³ / ₆₄	13 ⁷ / ₁₆	1 ⁻¹⁷ / ₃₂	7.9	1816B	1	2 ¹⁵ / ₁₆
3	4 ³¹ / ₆₄	13 ¹³ / ₁₆	1 ⁻⁵ / ₈	9.4	1817A	1	3
3 ¹ / ₈	4 ³¹ / ₆₄	13 ¹³ / ₁₆	1 ⁻⁵ / ₈	9.4	1817	1	3 ¹ / ₈
3 ¹ / ₂	4 ³¹ / ₃₂	14 ¹ / ₈	1 ²³ / ₃₂	10.5	1818A	1	3 ¹ / ₂
3 ⁻¹ / ₂	4 ³¹ / ₃₂	14 ¹ / ₈	1 ²³ / ₃₂	10.5	1818	1	3 ⁻¹ / ₂
3 ³ / ₄	5 ³⁵ / ₆₄	14 ¹ / ₂	1 ²³ / ₃₂	13.3	1819B	1	3 ³ / ₄
3 ¹ / ₈	5 ³⁵ / ₆₄	14 ¹ / ₂	1 ²³ / ₃₂	13.3	1819	1	3 ¹ / ₈
4 ¹ / ₈	6 ¹ / ₄	16 ¹ / ₃₂	2 ¹ / ₁₆	20.8	1820B	1	4 ¹ / ₈
4 ¹ / ₄	6 ¹ / ₄	16 ¹ / ₃₂	2 ¹ / ₁₆	20.1	1820	1	4 ¹ / ₄
4 ¹ / ₂	7 ¹ / ₄	18 ¹ / ₃₂	3	35.2	1821B	1	4 ¹ / ₂
4 ³ / ₈	7 ¹ / ₄	18 ¹ / ₃₂	3	38.0	1821	1	4 ³ / ₈
4 ¹ / ₄	7 ¹ / ₄	18 ¹ / ₃₂	3	38.2	1822	1	4 ¹ / ₄
32mm	50.8	260.4	18.3	2.1	1832MM	1	32 mm
36mm	57.7	268.2	22.4	2.6	1836MM	1	36 mm
41mm	63.0	279.4	24.1	2.9	1841MM	1	41 mm
46mm	67.6	287.3	24.9	3.5	1846MM	1	46 mm
50mm	67.6	287.3	24.9	3.5	1850MM	1	50 mm
55mm	83.3	304.8	31.8	5.2	1855MM	1	55 mm
60mm	86.6	314.5	36.6	6.0	1860MM	1	60 mm
65mm	95.3	322.3	38.9	6.6	1865MM	1	65 mm
70mm	105.9	331.7	38.9	7.5	1870MM	1	70 mm
75mm	110.7	341.4	38.9	7.9	1875MM	1	75 mm
80 mm	113.8	350.8	41.1	9.4	1880MM	1	80 mm




Roughneck "Hammer Wrench"

**Straight Pattern — 12 Point
Alloy Steel — Drop Forged**

TOOLS

Striking Face Box Wrenches Offset Style

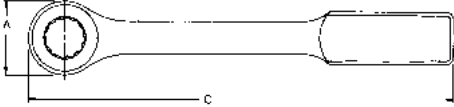


	Wrench Opening	Diameter of Head	Thickness of Head	Length C	Wt. Ea. Lbs.	Industrial Black	Std. Pkg. Qty.	Wrench Opening
		A	B			Part No.		
	1	1 ²⁵ / ₃₂	3/4	10	1.9	8807 B	1	1
	1 ¹ / ₁₆	1 ²⁵ / ₃₂	3/4	10	1.9	8807	1	1 ¹ / ₁₆
	1 ¹ / ₈	1 ²⁵ / ₃₂	3/4	10	1.8	8807A	1	1 ¹ / ₈
	1 ³ / ₁₆	2 ¹ / ₁₆	27/ ₃₂	11	2.6	8808B	1	1 ³ / ₁₆
	1 ¹ / ₄	2 ¹ / ₁₆	27/ ₃₂	11	2.6	8808	1	1 ¹ / ₄
	1 ³ / ₈	2 ¹ / ₁₆	27/ ₃₂	11	2.6	8808A	1	1 ³ / ₈
	1 ³ / ₄	2 ²⁵ / ₆₄	15/ ₁₆	11 ¹ / ₂	3.4	8809B	1	1 ³ / ₄
	1 ⁷ / ₁₆	2 ²⁵ / ₆₄	15/ ₁₆	11 ¹ / ₂	3.4	8809	1	1 ⁷ / ₁₆
	1 ¹ / ₂	2 ²⁵ / ₆₄	15/ ₁₆	11 ¹ / ₂	3.3	8809A	1	1 ¹ / ₂
	1 ⁵ / ₈	2 ²¹ / ₃₂	1 ¹ / ₁₆	12	4.0	8810	1	1 ⁵ / ₈
	1 ¹¹ / ₁₆	2 ²¹ / ₃₂	1 ¹ / ₁₆	12	4.0	8810A	1	1 ¹¹ / ₁₆
	1 ³ / ₄	2 ²¹ / ₃₂	1 ¹ / ₁₆	12	3.9	8811B	1	1 ³ / ₄
	1 ¹³ / ₁₆	3 ³ / ₃₂	1 ³ / ₁₆	13	5.4	8811	1	1 ¹³ / ₁₆
	1 ⁷ / ₈	3 ³ / ₃₂	1 ³ / ₁₆	13	5.4	8811A	1	1 ⁷ / ₈
	1 ¹⁵ / ₁₆	3 ³ / ₃₂	1 ³ / ₁₆	13	5.3	8812A	1	1 ¹⁵ / ₁₆
	2	3 ³ / ₃₂	1 ³ / ₁₆	13	5.2	8812	1	2
	2 ¹ / ₈	3 ¹⁷ / ₃₂	1 ¹ / ₁₆	13 ¹ / ₂	6.9	8813B	1	2 ¹ / ₈
	2 ³ / ₁₆	3 ¹⁷ / ₃₂	1 ¹ / ₁₆	13 ¹ / ₂	6.9	8813	1	2 ³ / ₁₆
	2 ¹ / ₄	3 ¹⁷ / ₃₂	1 ¹ / ₁₆	13 ¹ / ₂	6.7	8813A	1	2 ¹ / ₄
	2 ³ / ₈	3 ¹³ / ₁₆	1 ⁷ / ₁₆	14	8.1	8814A	1	2 ³ / ₈
	2 ³ / ₄	3 ¹³ / ₁₆	1 ⁷ / ₁₆	14	7.8	8814	1	2 ³ / ₄
	2 ⁷ / ₈	3 ¹³ / ₁₆	1 ⁷ / ₁₆	14	7.8	8815B	1	2 ⁷ / ₈
	2 ⁹ / ₁₆	4 ⁷ / ₃₂	1 ⁵ / ₁₆	15	10.6	8815	1	2 ⁹ / ₁₆
	2 ⁵ / ₈	4 ⁷ / ₃₂	1 ⁵ / ₁₆	15	10.5	8815A	1	2 ⁵ / ₈
	2 ³ / ₄	4 ⁷ / ₃₂	1 ⁵ / ₁₆	15	10.2	8816	1	2 ³ / ₄
	2 ⁷ / ₈	4 ²⁵ / ₃₂	1 ⁷ / ₁₆	16	14.0	8816C	1	2 ⁷ / ₈
	2 ¹⁵ / ₁₆	4 ²⁵ / ₃₂	1 ⁷ / ₁₆	16	13.8	8816B	1	2 ¹⁵ / ₁₆
	3	4 ²⁵ / ₃₂	1 ⁷ / ₁₆	16	13.7	8817	1	3
	3 ¹ / ₈	4 ²⁵ / ₃₂	1 ⁷ / ₁₆	16	13.3	8817A	1	3 ¹ / ₈
	3 ³ / ₈	6 ¹ / ₄	2 ³ / ₈	18	26.7	8818A	1	3 ³ / ₈
	3 ¹ / ₂	6 ¹ / ₄	2 ³ / ₈	18	26.3	8818	1	3 ¹ / ₂
	3 ³ / ₄	6 ¹ / ₄	2 ³ / ₈	18	25.3	8819B	1	3 ³ / ₄
	3 ⁷ / ₈	6 ¹ / ₄	2 ³ / ₈	18	24.8	8819	1	3 ⁷ / ₈
	4 ¹ / ₈	6 ¹ / ₄	2 ³ / ₈	18	23.6	8819C	1	4 ¹ / ₈
	4 ¹ / ₄	6 ¹ / ₄	2 ³ / ₈	18	22.9	8819A	1	4 ¹ / ₄

45° Offset Pattern — 12 Point

**Black Industrial Finish
Drop Forged**









TOOLS

	Wrench Opening	Diameter of Head	Thickness of Head	Length C	Wt. Ea. Lbs.	Industrial Black	Std. Pkg. Qty.	Wrench Opening
		A	B			Part No.		
	32 mm	2 ¹ / ₁₆	27/ ₃₂	11	2.6	8832 mm	1	32 mm
	36 mm	2 ²⁵ / ₆₄	15/ ₁₆	11 ¹ / ₂	3.4	8836 mm	1	36 mm
	41 mm	2 ²¹ / ₃₂	1 ¹ / ₁₆	12	4.0	8841 mm	1	41 mm
	46 mm	3 ³ / ₃₂	1 ³ / ₁₆	13	5.4	8846 mm	1	46 mm
	50 mm	3 ³ / ₃₂	1 ³ / ₁₆	13	5.2	8850 mm	1	50 mm
	55 mm	3 ¹⁷ / ₃₂	1 ¹ / ₁₆	13 ¹ / ₂	6.9	8855 mm	1	55 mm
	60 mm	3 ¹³ / ₁₆	1 ⁷ / ₁₆	14	7.8	8860 mm	1	60 mm
	65 mm	4 ⁷ / ₃₂	1 ⁵ / ₁₆	15	10.6	8865 mm	1	65 mm
	70 mm	4 ⁷ / ₃₂	1 ⁵ / ₁₆	15	10.2	8870 mm	1	70 mm
	75 mm	4 ²⁵ / ₃₂	1 ⁷ / ₁₆	16	13.8	8875 mm	1	75 mm
	80 mm	4 ²⁵ / ₃₂	1 ⁷ / ₁₆	16	13.3	8880 mm	1	80 mm








45° Offset Pattern — 12 Point

**Black Industrial Finish
Drop Forged**

Hex Key Wrench Sets

	Number	Approx. Wt. Lbs.	Quantity		Number	Approx. Wt. Lbs.	Quantity
	13S	.75	1		11SA	.6	1
Contains 13 keys, short arm series, each in a separate size-marked pocket, inch sizes: .050, 1/16, 3/64, 1/8, 5/64, 3/32, 1/4, 5/16, 3/8, 7/32, 1/2, 5/8, 3/4, 9/16, 5/8. Kit Bag C691				11 keys, short arm series, inch sizes: .050, 1/16, 3/64, 1/8, 5/64, 3/32, 1/4, 5/16, 3/8. Kit Bag C691			
	Number	Approx. Wt. Lbs.	Quantity		Number	Approx. Wt. Lbs.	Quantity
	9L	.9	1		9S	.30	1
9 keys, 6" long arm series, inch sizes: 3/64, 1/32, 1/8, 3/16, 1/4, 5/16, 3/8. Kit Bag C591				9 keys, short arm series, inch sizes: 3/64, 1/32, 1/8, 3/16, 1/4, 5/16, 3/8. Kit Bag C691			
	Number	Approx. Wt. Lbs.	Quantity		Number	Approx. Wt. Lbs.	Quantity
	9SM	.58	1		7S	.25	1
9 metric keys, short arm series, mm sizes: 1.5, 2, 2.5, 3, 4, 5, 6, 8, 10. Kit Bag C691				7 keys, short arm series, inch sizes: 3/64, 1/32, 1/8, 3/16, 1/4, 5/16, 3/8. Kit Bag C791			
	Number	Approx. Wt. Lbs.	Quantity		Number	Approx. Wt. Lbs.	Quantity
	11S	1.6	1		7SM	.66	1
11 keys, short arm series, inch sizes: 3/64, 1/32, 1/8, 3/16, 1/4, 5/16, 3/8, 1/2, 5/8, 3/4, 9/16, 5/8. Kit Bag C691				7 metric keys, short arm series, mm sizes: 2, 2.5, 3, 4, 5, 6, 8. Kit Bag C691			

JackKey Wrench Sets

	Number	Approx. Wt. Lbs.	Quantity		Number	Approx. Wt. Lbs.	Quantity	
	5LK	1.62	1		9LK	1.06	1	
JackKey® Set with 5 long bits in inch sizes: 3/16, 1/8, 3/32, 1/4, 5/16, 3/8. Bit lengths 3 3/8"-5". Handle length 5 1/4".				JackKey® Set with 9 bits in inch sizes: .050, 1/16, 3/64, 1/8, 5/64, 3/32, 1/4, 5/16, 3/8. Bit lengths 2"-2 1/2". Handle length 3".				
	Number	Approx. Wt. Lbs.	Quantity		Number	Approx. Wt. Lbs.	Quantity	
	7LKM	.15	1		8SK	.3	1	
Metric JackKey® Set with 7 bits in mm sizes: 1.5, 2, 2.5, 3, 4, 5, 6. Bit lengths 38-50 mm; handle length 100 mm.				JackKey® Set with 8 bits in inch sizes: .050, 1/16, 3/64, 1/8, 5/64, 3/32, 1/4, 5/16, 3/8. Bit lengths 2"-2 1/2". Handle length 3".				
	Number	Approx. Wt. Lbs.	Quantity		Number	Approx. Wt. Lbs.	Quantity	
	8LK	2.02	1		9SK	1.06	1	
JackKey® Set with 8 long bits in inch sizes: 3/32, 1/16, 1/8, 5/64, 3/32, 1/4, 5/16, 3/8. Bit lengths 5"-5 1/2". Handle length 6 1/4".				JackKey® Set with 9 bits in inch sizes: 3/64, 1/32, 1/8, 5/64, 3/32, 1/4, 5/16, 3/8. Bit lengths 3"-3 1/2". Handle length 4".				
Number	Approx. Wt. Lbs.	Quantity		Number	Approx. Wt. Lbs.	Quantity		
8SC	.34	1		7SCM	.4	1		
Handle Length: 3 1/2". Contains 8 bits in inch sizes: .050, 1/16, 3/64, 1/8, 5/64, 3/32, 1/4, 5/16, 3/8.			Handle Length: 3 1/2". Contains 7 bits in metric sizes: 1.5, 2, 2.5, 3, 4, 5, 6.					
Number	Approx. Wt. Lbs.	Quantity	Number	Approx. Wt. Lbs.	Quantity	Number	Approx. Wt. Lbs.	Quantity
9SC	.34	1	9SAC	.6	1	7SCT	.34	1
Handle Length: 3 1/2". Contains 9 bits in inch sizes: .050, 1/16, 3/64, 1/8, 5/64, 3/32, 1/4, 5/16, 3/8.			Handle Length: 4 1/4". Contains 9 bits in inch sizes: 3/64, 1/32, 1/8, 5/64, 3/32, 1/4, 5/16, 3/8, 1/2.			Handle Length: 4 1/4". Contains 7 TORX® bits: T-10, T-15, T-20, T-25, T-27, T-30, T-40.		

Offset Socket Wrenches

Forged from High Grade Carbon Steel

Special Bends, Lengths Available as Made-to-Order

		Square Opening 4-Point						
		Wrench Opening	Handle Offset in Clear from Face of Wrench	Diameter of Head	Length	Wt. Ea. Lbs.	Industrial Black Part No.	Std. Pkg. Qty.
1/4	13/16	1/2	3 3/8	.07	261J	6	1/4	
5/16	1	5/8	3 3/8	.12	262H	6	5/16	
3/8	1 1/8	1 1/16	4 7/16	.23	263H	6	3/8	
7/16	1 1/8	3/4	5 5/8	.42	265H	6	7/16	
1/2	1 1/4	1	6 1/4	.59	266H	6	1/2	
9/16	1 7/16	1 1/8	6 3/4	.85	267H	6	9/16	
5/8	1 9/16	1 1/4	7 1/2	.94	268H	6	5/8	
3/4	1 3/4	1 3/8	8 3/8	1.2	269H	6	3/4	
1 1/4	3	2 3/8	14 1/2	5.3	276H	1	1 1/4	

		Hexagon Opening 6-Point						
		Wrench Opening	Handle Offset in Clear from Face of Wrench	Diameter of Head	Length	Wt. Ea. Lbs.	Industrial Black Part No.	Std. Pkg. Qty.
7/16	1 1/8	1 1/16	4 7/16	.21	263D	6	7/16	
1/2	1 1/4	3/4	5 1/8	.33	264A	6	1/2	
9/16	1 7/16	7/8	5 5/8	.46	265D	6	9/16	
5/8	1 9/16	1	6 1/4	.53	266D	6	5/8	
3/4	1 3/4	1 1/8	6 3/4	.79	267D	6	3/4	
7/8	2 1/4	1 3/8	8 3/8	1.02	269A	6	7/8	
1 1/16	2 1/4	1 1/2	9 1/8	1.7	270S	6	1 1/16	
1 1/8	2 3/4	1 3/4	10	1.8	271A	1	1 1/8	
1 1/4	3	1 7/8	10 3/4	1.9	271D	1	1 1/4	
1 1/2	3 1/4	2 1/8	11 1/4	2.7	273A	1	1 1/2	
1 5/8	3 3/4	2 3/8	13 1/4	4.1	275A	1	1 5/8	
1 3/4	3 3/4	2 3/4	13 3/4	4.1	275D	1	1 3/4	
1 7/8	3 3/4	2 3/4	14 1/4	5.8	276A	1	1 7/8	

TOOLS



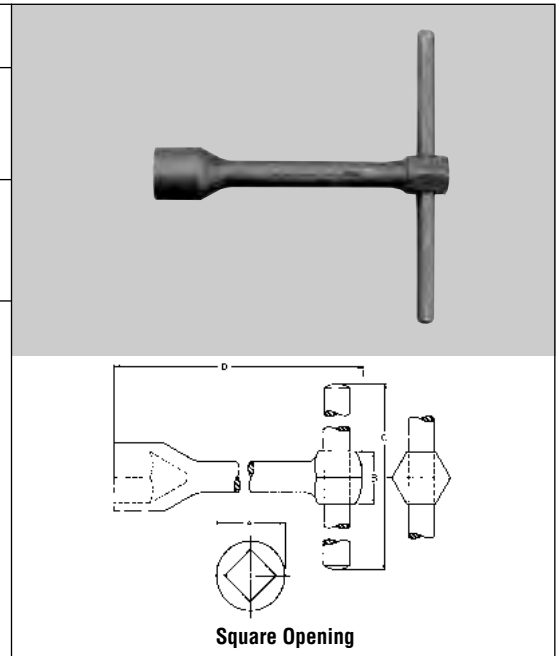
Tee-Handle Socket Wrenches

Upset Forged from Carbon Steel

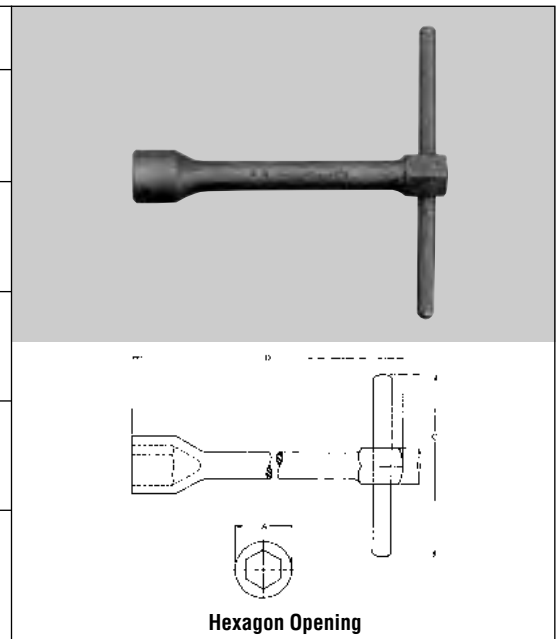
Special Lengths Can Be Ordered in Quantities.

Pin Handle Can Be Removed, Enabling Use of a Wrench on Hex End of Shank.

Square Opening 4-Point								
Wrench Opening	Diameter of Head	Size Hex on Handle End	Length of Pin Handle	Overall Length	Wt. Ea. Lbs.	Industrial Black	Std. Pkg. Qty.	Wrench Opening
	A	B	C	D		Part No.		
3/16	1/2	13/32	4 1/2	4 1/4	.12	961H	6	3/16
1/4	1/2	13/32	4 1/2	4 1/4	.12	961J	6	1/4
5/16	5/8	17/32	4 1/2	4 1/2	.17	962H	6	5/16
3/8	11/16	5/8	4 1/2	4 1/2	.29	963H	6	3/8
7/16	7/8	3/4	5 1/2	5 1/4	.57	965H	12	7/16
1/2	1	3/4	6 1/8	6 1/8	.68	966H	12	1/2
5/8	1 1/8	7/8	6 1/8	6 1/2	.94	967H	6	5/8
3/4	1 1/4	7/8	7	7	1.18	968H	6	3/4
7/8	1 1/2	7/8	7	7 1/8	1.20	969H	1	7/8
		1 1/4	8 1/4	8 1/4	2.2	971H	1	7/8



Hexagon Opening 6-Point								
Wrench Opening	Diameter of Head	Size Hex on Handle End	Length of Pin Handle	Overall Length	Wt. Ea. Lbs.	Industrial Black	Std. Pkg. Qty.	Wrench Opening
	A	B	C	D		Part No.		
5/16	1/2	13/32	4 1/2	4 1/4	.12	961A	6	5/16
3/8	5/8	17/32	4 1/2	4 1/2	.17	962D	6	3/8
7/16	11/16	5/8	4 1/2	4 7/8	.28	963D	6	7/16
1/2	3/4	17/16	5 1/2	5 1/4	.40	964A	12	1/2
9/16	7/8	3/4	5 1/2	5 3/4	.56	965D	12	9/16
5/8	1	3/4	6 1/8	6 1/8	.68	966D	12	5/8
11/16	1 1/8	7/8	6 1/8	6 1/2	.94	967A	6	11/16
3/4	1 1/4	7/8	6 1/8	6 1/2	.91	967D	6	3/4
7/8	1 3/8	7/8	7	7 3/8	1.24	969A	1	7/8
15/16	1 1/2	1 1/16	7 7/8	7 7/8	1.8	970S	1	15/16
1	1 1/2	1 1/16	7 7/8	7 7/8	1.9	970D	1	1
1 1/16	1 3/8	1 1/4	8 1/4	8 1/4	2.3	971A	1	1 1/16
1 1/8	1 3/8	1 1/4	8 1/4	8 1/4	2.2	971D	1	1 1/8
1 1/4	1 7/8	1 1/4	8 1/4	9 3/8	3.0	973A	1	1 1/4
1 3/8	1 7/8	1 1/4	8 1/4	9 3/8	2.9	973B	1	1 3/8
1 1/2	2 1/8	1 7/16	8 1/4	10	3.8	975D	1	1 1/2
1 5/8	2 3/8	1 5/8	10 3/8	10 3/8	5.5	976A	1	1 5/8



TOOLS

Mechanic's Starter Set – Industrial



TOOL BOX INCLUDED...BX24



M46K

ADJUSTABLE WRENCHES

6"A6

COMBINATION WRENCH SET

1/4"1158	3/16"1167A
5/16"1159	7/8"1167
3/8"1160	Kit BagC110
7/16"1161	Kit BagC55
1/2"1162	1 5/16"1168
9/16"1163	1"1170
5/8"1164	1 1/16"1171
11/16"1165	1 1/8"1172
3/4"1166	1 1/4"1173

3/8" DRIVE SOCKET SET

1/4"B1208	3/16"B1226
5/16"B1210	7/8"B1228
3/8"B1212	1 5/16"B1230
7/16"B1214	1"B1232
1/2"B1216	7" Rev. Ratchet.....B52
9/16"B1218	3" Ext.....B103
5/8"B1220	6" Ext.....B105
11/16"B1222	UniversalB140A
3/4"B1224	Flex HandleB40A

HAMMERS

12 oz. Ball Peen104G

CHISEL & PUNCH

3/16" Pin PunchP6
1/4" Center PunchP38
1/2" Cold ChiselC16

PLIERS & SCREWDRIVERS

8" Combination Slip Joint PliersP208
6" Diagonal Cutting Pliers.....P206
6 1/2" Long Chain Nose Side Cutting Pliers.....P506
6" Square Blade ScrewdriverSDS6
6" No. 3 Phillips ScrewdriverSDP6

M46KM

ADJUSTABLE WRENCHES

6"A6

COMBINATION WRENCH SET

7 mm.....1107MM	16 mm1116MM
8 mm.....1108MM	17 mm1117MM
9 mm.....1109MM	Kit BagC110
10 mm.....1110MM	Kit BagC55
11 mm.....1111MM	24 mm1124MM
12 mm.....1112MM	26 mm1126MM
13 mm.....1113MM	28 mm1128MM
14 mm.....1114MM	29 mm1129MM
15 mm.....1115MM	30 mm1130MM

3/8" DRIVE SOCKET SET

8 mm.....BM1208	17 mmBM1217
9 mm.....BM1209	18 mmBM1218
10 mm.....BM1210	19 mmBM1219
11 mmBM1211	AdaptorBS130
12 mm.....BM1212	7" Rev. RatchetB52
13 mm.....BM1213	3" Ext.....B103
14 mm.....BM1214	6" Ext.....B105
15 mm.....BM1215	UniversalB140A
16 mm.....BM1216	Flex HandleB40A

HAMMERS

12 oz. Ball Peen104G

CHISEL & PUNCH

3/16" Pin PunchP6
1/4" Center PunchP38
1/2" Cold ChiselC16

PLIERS & SCREWDRIVERS

8" Combination Slip Joint PliersP208
6" Diagonal Cutting PliersP206
6 1/2" Long Chain Nose Side Cutting PliersP506
6" Square Blade ScrewdriverSDS6
6" No. 3 Phillips ScrewdriverSDP6

TOOLS

Martin

Mechanic's Set -Industrial



TOOL BOX INCLUDED...BX26



M100K

3/8" DRIVE SOCKET SET			
1/4".....	B1208	13/16".....	B1226
5/16".....	B1210	7/8".....	B1228
3/8".....	B1212	15/16".....	B1230
7/16".....	B1214	1".....	B1232
1/2".....	B1216	3" Ext.....	B103
9/16".....	B1218	6" Ext.....	B105
5/8".....	B1220	Flex Handle.....	B40A
11/16".....	B1222	Universal Joint.....	B140A
3/4".....	B1224	7" Rev. Ratchet.....	B52
1/2" DRIVE SOCKET SET			
3/8".....	ST1212	1".....	ST1232
7/16".....	ST1214	1 1/4".....	ST1234
1/2".....	ST1216	1 1/8".....	ST1236
9/16".....	ST1218	1 3/16".....	ST1238
5/8".....	ST1220	1 1/4" Ext.....	ST1240
11/16".....	ST1222	5" Ext.....	S110P
3/4".....	ST1224	10" Ext.....	S115P
13/16".....	ST1226	Flex Handle.....	SF41
7/8".....	ST1228	Rev. Ratchet.....	SF51
15/16".....	ST1230		
COMBINATION WRENCHES			
1/4".....	1158	5/16".....	1168
5/16".....	1159	1".....	1170
3/8".....	1160	1 1/4".....	1171
7/16".....	1161	1 1/8".....	1172
1/2".....	1162	1 1/2".....	1173
9/16".....	1163	Kit Bag.....	C55
5/8".....	1164	FLARE NUT WRENCHES	
11/16".....	1165	3/8".....	4112
3/4".....	1166	7/16".....	4114
13/16".....	1167A	1/2".....	4116
7/8".....	1167	9/16".....	4118
Kit Bag.....	C110		
C-CLAMPS		SCREWDRIVERS & PLIERS	
0-3".....	CC403	8" Combo.....	P208
0-6 1/16".....	CC406	6" Diagonal.....	P206
HAMMERS		6 1/2" Chain Nose.....	P506
12 oz.....	104G	10" Groove.....	P510
1.50 lbs.....	HSB15	4" Square Blade.....	SDS4
1.25 lbs.....	HPD 1	6" Square Blade.....	SDS6
CHISEL & PUNCH		10" Square Blade.....	SDS10
3/16" Pin.....	P6	3" Phillips No. 1.....	SDF3
3/16" Center.....	P40	4" Phillips No. 2.....	SDP4
1/2" Cold.....	C16	6" Phillips No. 3.....	SDP6
1/4" Pin.....	P8	1 1/2" Stubby No. 2.....	SDF1
1/4" Center.....	P42	HEX KEY WRENCH SET	
3/4" Cold.....	C24	13 pcs. Short Arm Series.....	13S
1/16" Pin.....	P2	ADJUSTABLE & PIPE WRENCHES	
1/4" Taper.....	P27	6".....	A6
		10".....	A10
		10".....	PW10

M100KM

3/8" DRIVE SOCKET SET			
8 mm.....	BM1208	17mm.....	BM1217
9 mm.....	BM1209	18 mm.....	BM1218
10 mm.....	BM1210	19 mm.....	BM1219
11 mm.....	BM1211	Adaptor.....	BS130
12 mm.....	BM1212	3" Ext.....	B103
13 mm.....	BM1213	5" Ext.....	B105
14 mm.....	BM1214	Flex Handle.....	B40A
15 mm.....	BM1215	Universal Joint.....	B140A
16 mm.....	BM1216	7" Rev. Ratchet.....	B52
1/2" DRIVE SOCKET SET			
10 mm.....	STM1210	25 mm.....	STM1225
11 mm.....	STM1211	26 mm.....	STM1226
12 mm.....	STM1212	27 mm.....	STM1227
13 mm.....	STM1213	30 mm.....	STM1230
14 mm.....	STM1215	32 mm.....	STM1232
17 mm.....	STM1217	5" Ext.....	S110P
19 mm.....	STM1219	10" Ext.....	S115P
22 mm.....	STM1222	Flex Handle.....	SF41
23 mm.....	STM1223	Rev. Ratchet.....	SF51
24 mm.....	STM1224		
COMBINATION WRENCHES			
7 mm.....	1107MM	24 mm.....	1124MM
8 mm.....	1108MM	26 mm.....	1126MM
9 mm.....	1109MM	28 mm.....	1128MM
10 mm.....	1110MM	29 mm.....	1129MM
11 mm.....	1111MM	30 mm.....	1130MM
12 mm.....	1112MM	Kit Bag.....	C55
13 mm.....	1113MM	FLARE NUT WRENCHES	
14 mm.....	1114MM	3/8".....	4112
15 mm.....	1115MM	7/16".....	4114
16 mm.....	1116MM	1/2".....	4116
17 mm.....	1117MM	9/16".....	4118
Kit Bag.....	C110		
C-CLAMPS		PLIERS & SCREWDRIVERS	
0-3".....	CC403	8" Combo.....	P208
0-6 1/16".....	CC406	6" Diagonal.....	P206
HAMMERS		6 1/2" Chain Nose.....	P506
12 oz.....	104G	10" Groove.....	P510
1.50 lbs.....	HSB15	4" Square Blade.....	SDS4
1.25 lbs.....	HPD 1	6" Square Blade.....	SDS6
CHISEL & PUNCH		10" Square Blade.....	SDS10
3/16" Pin.....	P6	3" Phillips No. 1.....	SDF3
3/16" Center.....	P40	4" Phillips No. 2.....	SDP4
1/2" Cold.....	C16	6" Phillips No. 3.....	SDP6
1/4" Pin.....	P8	1 1/2" Stubby No. 2.....	SDF1
1/4" Center.....	P42	HEX KEY WRENCH SET	
3/4" Cold.....	C24	13 pcs. Short Arm Series.....	13S
1/16" Pin.....	P2	ADJUSTABLE & PIPE WRENCHES	
1/4" Taper.....	P27	6".....	A6
		10".....	A10
		10".....	PW10

TOOLS

1/4" and 3/8" Drive Master Sets



MB20K	
<p>1/4" DRIVE SOCKET SET M606 3/16" 6 pt. Std. Skt. M607 7/32" 6 pt. Std. Skt. M608 1/4" 6 pt. Std. Skt. M609 9/32" 6 pt. Std. Skt. M610 5/16" 6 pt. Std. Skt. M611 11/32" 6 pt. Std. Skt.</p> <p>3/8" DRIVE SOCKET SET B612 3/8" 6 pt. Std. Skt. B614 7/16" 6 pt. Std. Skt. B616 1/2" 6 pt. Std. Skt. B618 5/8" 6 pt. Std. Skt. B620 3/4" 6 pt. Std. Skt. B622 7/8" 6 pt. Std. Skt. B624 1" 6 pt. Std. Skt. B626 1 1/8" 6 pt. Std. Skt.</p>	<p>M106 Spinner Handle</p> <p>B52 8" Reversible Ratchet B103 3" Extension B105 6" Extension BD620P 3/8" Spark Plug Skt. BS129 Adaptor 3/8"F to 1/4"M 98 METAL BOX</p>



MBM20K	
<p>1/4" DRIVE SOCKET SET MM605 5 mm 6 Pt. Std. Skt. MM606 6 mm 6 Pt. Std. Skt. MM607 7 mm 6 Pt. Std. Skt. MM608 8 mm 6 Pt. Std. Skt. MM609 9 mm 6 Pt. Std. Skt. MM610 10 mm 6 Pt. Std. Skt.</p> <p>3/8" DRIVE SOCKET SET BM612 12 mm 6 Pt. Std. Skt. BM613 13 mm 6 Pt. Std. Skt. BM614 14 mm 6 Pt. Std. Skt. BM615 15 mm 6 Pt. Std. Skt. BM616 16 mm 6 Pt. Std. Skt. BM617 17 mm 6 Pt. Std. Skt. BM618 18 mm 6 Pt. Std. Skt. BM619 19 mm 6 Pt. Std. Skt.</p>	<p>M106 Spinner Handle</p> <p>B52 8" Reversible Ratchet B103 3" Extension B105 6" Extension BD620P 3/8" Spark Plug Skt. BS129 Adaptor 3/8"F to 1/4"M 98 METAL BOX</p>







MB28K	
<p>1/4" DRIVE SOCKET SET M608 1/4" 6 pt. Std. Skt. M609 9/32" 6 pt. Std. Skt. M610 5/16" 6 pt. Std. Skt. M611 11/32" 6 pt. Std. Skt. M612 3/8" 6 pt. Std. Skt.</p> <p>3/8" DRIVE SOCKET SET B614 3/8" 6 pt. Std. Skt. B616 1/2" 6 pt. Std. Skt. B618 5/8" 6 pt. Std. Skt. B620 3/4" 6 pt. Std. Skt. B622 7/8" 6 pt. Std. Skt. B624 1" 6 pt. Std. Skt. BM612 12 mm 6 Pt. Std. Skt. BM613 13 mm 6 Pt. Std. Skt. BM614 14 mm 6 Pt. Std. Skt.</p>	<p>MM607 7 mm 6 Pt. Std. Skt. MM608 8 mm 6 Pt. Std. Skt. MM609 9 mm 6 Pt. Std. Skt. MM610 10 mm 6 Pt. Std. Skt. MM611 11 mm 6 Pt. Std. Skt. M106 Spinner Handle</p> <p>BM615 15 mm 6 Pt. Std. Skt. BM617 17 mm 6 Pt. Std. Skt. BM619 19 mm 6 Pt. Std. Skt. B52 8" Reversible Ratchet B103 3" Extension B105 6" Extension BD620P .. 3/8" Spark Plug Skt. BS129 Adaptor 3/8"F to 1/4"M 98 METAL BOX</p>

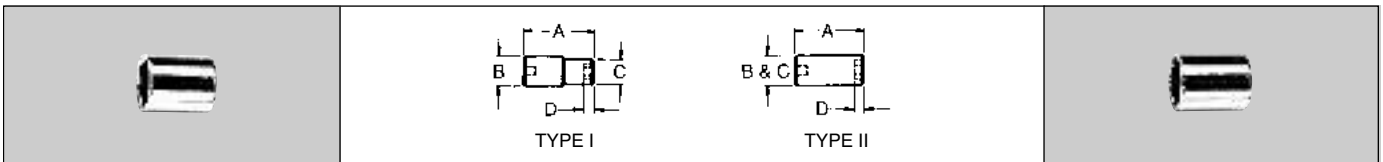


TOOLS



1/4" Drive Sockets & Attachments — Chrome

Type	Item	Description	Part No.	Std. Pkg. Qty.
Ratchet		Chrome .43 tooth. Head dia. 1" . Length 5 1/2" . Weight .40 lbs.	M52	6
Ratchet Replacement Head		Preassembled Ratchet Replacement Head. Weight .19 lbs.	M52RD	1
Extension Bar		3" Extension Bar. Weight .17 lbs.	M103	6
Spinner		Spinner Handle. Length 6" .	M106	6



1/4" Square Drive 12 Point Standard

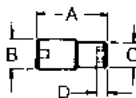
Opening	Type	Length A	Drive End B	Opening End C	Minimum Depth D	Wt. Ea. Lbs.	Chrome	Std. Pkg. Qty.	Opening
							Part No.		
3/16	I	1 3/16	3 1/4	3/16	7/32	.01	M1206	6	3/16
7/32	I	1 3/16	3 1/4	2 3/4	1 5/4	.01	M1207	6	7/32
1/4	I	1 3/16	3 1/4	2 5/4	1/4	.01	M1208	6	1/4
9/32	I	1 3/16	3 1/4	7/16	1 9/4	.02	M1209	6	9/32
5/16	II	1 3/16	3 1/4	3 1/4	2 1/4	.02	M1210	6	5/16
1 1/32	II	1 3/16	3 3/4	3 3/4	2 1/4	.03	M1211	6	1 1/32
3/8	II	1 3/16	9/16	9/16	3/16	.03	M1212	6	3/8
7/16	II	1 3/16	5/8	5/8	2 1/4	.04	M1214	6	7/16
1/2	II	1 3/16	4 5/4	4 5/4	1 3/2	.04	M1216	6	1/2

1/4" Square Drive 6 Point Standard

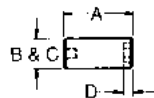
Opening	Type	Length A	Drive End B	Opening End C	Minimum Depth D	Wt. Ea. Lbs.	Chrome	Std. Pkg. Qty.	Opening
							Part No.		
5/32	I	1 3/16	3 1/4	9/32	7/32	.01	M605	6	5/32
3/16	I	1 3/16	3 1/4	3/16	7/32	.01	M606	6	3/16
7/32	I	1 3/16	3 1/4	2 3/4	1 5/4	.01	M607	6	7/32
1/4	I	1 3/16	3 1/4	2 5/4	1/4	.01	M608	6	1/4
9/32	I	1 3/16	3 1/4	7/16	1 9/4	.02	M609	6	9/32
5/16	II	1 3/16	3 1/4	3 1/4	2 1/4	.02	M610	6	5/16
1 1/32	II	1 3/16	3 3/4	3 3/4	2 1/4	.03	M611	6	1 1/32
3/8	II	1 3/16	9/16	9/16	3/16	.03	M612	6	3/8
7/16	II	1 3/16	5/8	5/8	2 1/4	.04	M614	6	7/16
1/2	II	1 3/16	4 5/4	4 5/4	1 3/2	.04	M616	6	1/2

TOOLS

1/4" Drive Sockets & Sets — Chrome



TYPE I



TYPE II



1/4" Square Drive 6 Point Deep

Opening	Type	Length	Drive End	Opening End	Minimum Depth	Wt. Ea. Lbs.	Chrome	Std. Pkg. Qty.	Opening
		A	B	C	D		Part No.		
3/16	I	1-61/64	19/32	3/16	19/64	.05	MD606	6	3/16
7/32	I	1-61/64	15/32	23/64	15/64	.06	MD607	6	7/32
1/4	I	1-61/64	19/32	29/64	11/32	.06	MD608	6	1/4
9/32	I	1-61/64	15/32	7/16	11/32	.06	MD609	6	9/32
5/16	II	1-61/64	19/32	19/32	19/32	.06	MD610	6	5/16
11/32	II	1-61/64	33/64	33/64	33/64	.06	MD611	6	11/32
3/8	II	1-61/64	37/64	37/64	33/64	.09	MD612	6	3/8
7/16	II	1-61/64	3/8	3/8	33/64	.09	MD614	6	7/16
1/2	II	1-61/64	45/64	45/64	33/64	.11	MD616	6	1/2

1/4" Square Drive 6 Point Standard — Metric

Opening	Type	Length	Drive End	Opening End	Minimum Depth	Wt. Ea. Lbs.	Chrome	Std. Pkg. Qty.	Opening
		A	B	C	D		Part No.		
4 mm	I	21.1 mm	12.1 mm	7.1 mm	5.3 mm	.05	MM604	6	4 mm
5 mm	I	21.1 mm	12.1 mm	8.6 mm	5.1 mm	.05	MM605	6	5 mm
6 mm	I	21.1 mm	12.1 mm	10.2 mm	6.6 mm	.05	MM606	6	6 mm
7 mm	I	21.1 mm	12.1 mm	11.2 mm	7.6 mm	.05	MM607	6	7 mm
8 mm	II	21.1 mm	12.1 mm	12.2 mm	8.4 mm	.05	MM608	6	8 mm
9 mm	II	21.1 mm	14.2 mm	14.2 mm	8.4 mm	.06	MM609	6	9 mm
10 mm	II	21.1 mm	14.9 mm	14.9 mm	8.4 mm	.06	MM610	6	10 mm
11 mm	II	21.1 mm	16.0 mm	16.0 mm	8.4 mm	.06	MM611	6	11 mm
12 mm	II	21.1 mm	17.0 mm	17.0 mm	9.1 mm	.07	MM612	6	12 mm
13 mm	II	21.1 mm	17.8 mm	17.8 mm	10.2 mm	.08	MM613	6	13 mm

M12K

- M606..... 3/16" 6 Pt. Std. Skt.
- M607..... 7/32" 6 Pt. Std. Skt.
- M608..... 1/4" 6 Pt. Std. Skt.
- M609..... 9/32" 6 Pt. Std. Skt.
- M610..... 5/16" 6 Pt. Std. Skt.
- M611..... 11/32" 6 Pt. Std. Skt.
- M612..... 3/8" 6 Pt. Std. Skt.
- M614..... 7/16" 6 Pt. Std. Skt.
- M616..... 1/2" 6 Pt. Std. Skt.
- M52..... RATCHET
- M103..... 3" EXTENSION BAR
- M106..... 6" SPINNER
- 91..... METAL BOX



M12KM

- MM604..... 4 mm 6 Pt. Std. Skt.
- MM605..... 5 mm 6 Pt. Std. Skt.
- MM606..... 6 mm 6 Pt. Std. Skt.
- MM607..... 7 mm 6 Pt. Std. Skt.
- MM608..... 8 mm 6 Pt. Std. Skt.
- MM609..... 9 mm 6 Pt. Std. Skt.
- MM610..... 10 mm 6 Pt. Std. Skt.
- MM612..... 12 mm 6 Pt. Std. Skt.
- MM613..... 13 mm 6 Pt. Std. Skt.
- M52..... RATCHET
- M103..... 3" EXTENSION BAR
- M106..... 6" SPINNER
- 91..... METAL BOX

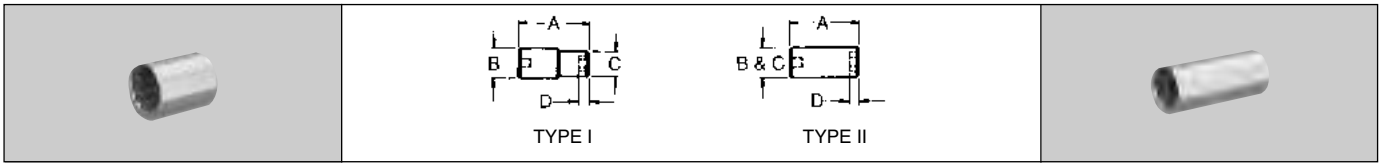


METRIC

TOOLS

Type		Description	Part No.	Std. Pkg. Qty.
FLEXIBLE HANDLE		Chrome Knurled Grip. Length 7¹³/₁₆" . Weight .59 lbs.	B40A	6
REVERSIBLE RATCHET		Chrome. 41 tooth. Head dia. 1¹/₄" . Length 8" . Weight .69 lbs.	B52	6
		Preassembled Ratchet Replacement Head. Weight .19 lbs.	B52RD	1
FLEXIBLE HEAD RATCHET		Flex Head Reversible Ratchet. Chrome. Length 10¹/₂" . .70 lbs.	B54	6
		Preassembled Flexible Ratchet Replacement Head. .19 lbs.	B54RD	1
EXTENSIONS		Chrome. Length 3" . Weight .17 lbs.	B103	6
		Chrome. Length 6" . Weight .20 lbs.	B105	6
		Chrome. Length 12" . Weight .42 lbs.	B112	6
UNIVERSAL JOINT		Chrome. Weight .13 lbs.	B140A	6
ADAPTORS		Chrome. 3/8" F to 1/4" M . Weight .06 lbs.	BS129	6
		Chrome. 3/8" F to 1/2" M . Weight .09 lbs.	BS130	6
SPEEDER		Chrome. Revolving Grip. Length 16" . Weight 1.1 lbs.	B15	6

3/8" Drive Socket Wrenches — Chrome

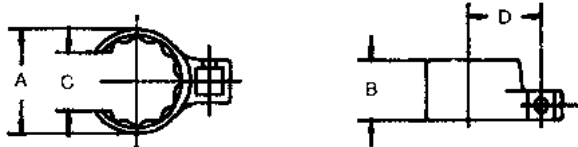


3/8" Square Drive 12 Point Standard

Opening	Type	Length				Wt. Ea. Lbs.	Chrome	Std. Pkg. Qty.	Opening
		A	B	C	D		Part No.		
1/4	I	1 1/8	5/8	29/64	1/8	.04	B1208	6	1/4
5/16	I	1 1/8	5/8	15/32	9/64	.05	B1210	6	5/16
3/8	I	1 1/8	5/8	29/64	9/32	.05	B1212	6	3/8
7/16	II	1 1/8	—	5/8	7/32	.05	B1214	6	7/16
1/2	II	1 1/8	—	23/32	17/64	.06	B1216	6	1/2
9/16	II	1 1/8	—	29/32	21/64	.08	B1218	6	9/16
5/8	II	1 1/8	—	7/8	3/8	.10	B1220	6	5/8
11/16	II	1 1/8	—	15/16	3/8	.12	B1222	6	11/16
3/4	II	1 1/8	—	1	7/16	.14	B1224	6	3/4
13/16	II	1 3/16	—	1 1/16	29/64	.15	B1226	6	13/16
7/8	II	1 1/4	—	1 1/4	1/2	.18	B1228	6	7/8
15/16	II	1 1/8	—	1 1/4	29/64	.18	B1230	6	15/16
1	II	1 1/8	—	1 1/8	29/64	.19	B1232	6	1

3/8" Square Drive 12 Point Deep

Opening	Type	Length				Wt. Ea. Lbs.	Chrome	Std. Pkg. Qty.	Opening
		A	B	C	D		Part No.		
3/8	I	2-7/32	5/8	29/64	5/32	.10	BD1212	6	3/8
7/16	II	2-7/32	—	5/8	7/32	.10	BD1214	6	7/16
1/2	II	2-7/32	—	23/32	17/64	.15	BD1216	6	1/2
9/16	II	2-7/32	—	29/32	21/64	.19	BD1218	6	9/16
5/8	II	2-7/32	—	7/8	3/8	.23	BD1220	6	5/8
11/16	II	2-1/2	—	29/64	3/8	.28	BD1222	6	11/16
3/4	II	2-1/2	—	29/64	7/16	.26	BD1224	6	3/4
13/16	II	2-25/32	—	1-1/16	29/64	.48	BD1226	6	13/16
7/8	II	2-7/8	—	1-5/32	1/2	.39	BD1228	6	7/8



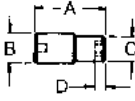
3/8" Drive Crowfoot Wrench — Flare Nut 12 Pt.

Opening	Diameter of Head	Thickness of Head	Width of Slot	Length of Centers	Wt. Ea. Lbs.	Chrome	Industrial Black	Std. Pkg. Qty.	Opening
	A	B	C	D		Part No.	Part No.		
3/8	15/16	11/16	15/32	47/64	.06	BC20	BLKBC20	6	3/8
1/2	1-1/32	11/16	17/32	29/32	.06	BC22	BLKBC22	6	1/2
3/4	1-1/8	23/32	9/16	53/64	.06	BC24	BLKBC24	6	3/4
13/16	1-13/64	29/32	5/8	7/8	.06	BC26	BLKBC26	6	13/16
7/8	1-19/64	3/4	11/16	15/16	.06	BC28	BLKBC28	6	7/8
15/16	1-3/8	3/4	29/32	15/16	.06	BC30	BLKBC30	6	15/16
1	1-29/64	29/32	3/4	1-1/64	.13	BC32	BLKBC32	6	1
1-1/16	1-17/32	29/32	29/32	1-3/64	.13	BC34	BLKBC34	6	1 1/16

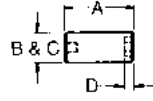
TOOLS

Martin

3/8" Drive Socket Wrenches — Chrome



TYPE I



TYPE II

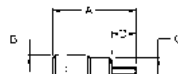


3/8" Square Drive 6 Point Standard

Opening	Type	Length	Drive End	Opening End	Minimum Depth	Wt. Ea. Lbs.	Chrome	Std. Qty.	Opening
		A	B	C	D		Part No.		
1/4	I	1 1/8	5/8	25/64	1/8	.04	B608	6	1/4
5/16	I	1 1/8	5/8	15/32	3/64	.04	B610	6	5/16
3/8	I	1 1/8	5/8	25/64	7/32	.05	B612	6	3/8
7/16	II	1 1/8	—	5/8	7/32	.05	B614	6	7/16
1/2	II	1 1/8	—	23/32	17/64	.07	B616	6	1/2
5/16	II	1 1/8	—	25/32	21/64	.08	B618	6	5/16
3/8	II	1 1/8	—	7/8	3/8	.10	B620	6	3/8
11/16	II	1 1/8	—	15/16	3/8	.13	B622	6	11/16
3/4	II	1 1/8	—	1	7/16	.14	B624	6	3/4
13/16	II	1 1/8	—	1 1/16	25/64	.17	B626	6	13/16
7/8	II	1 1/4	—	1 1/4	1/2	.19	B628	6	7/8
15/16	II	1 1/8	—	1 1/4	25/64	.29	B630	6	15/16
1	II	1 3/8	—	1 1/2	25/64	.33	B632	6	1

3/8" Square Drive 6 Point Deep

Opening	Type	Length	Drive End	Opening End	Minimum Depth	Wt. Ea. Lbs.	Chrome	Std. Qty.	Opening
		A	B	C	D		Part No.		
1/4	I	2 1/32	5/8	3/8	5/32	.10	BD608	6	1/4
5/16	I	2 1/32	5/8	7/16	7/32	.11	BD610	6	5/16
3/8	I	2 1/32	5/8	25/64	7/32	.12	BD612	6	3/8
7/16	II	2 1/32	—	5/8	7/32	.12	BD614	6	7/16
1/2	II	2 1/32	—	23/32	17/64	.16	BD616	6	1/2
5/16	I	2 1/4	55/64	13/16	11/32	.25	BD618	6	5/16
3/8	I	2 1/4	25/64	25/64	3/8	.30	BD620	6	3/8
11/16	II	2 5/16	—	61/64	3/8	.32	BD622	6	11/16
3/4	II	2 5/16	—	1 3/64	7/16	.37	BD624	6	3/4
13/16	II	2 25/32	—	1 1/16	25/64	.32	BD626	6	13/16
7/8	II	2 7/8	—	1 1/2	1/2	.39	BD628	6	7/8
15/16	II	3 3/64	—	1 1/4	25/64	.41	BD630	6	15/16
1	II	3 3/64	—	1 1/2	25/64	.41	BD632	6	1



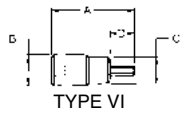

TYPE VI

3/8" Drive Hex Bit Sockets

Bit Size	Type	Length	Drive End	Bit End	Bit Length	Wt. Ea. Lbs.	Chrome	Replacement Hex Bits	Std. Pkg. Qty.	Bit Size
		A	B	C	D		Part No.			
1/8	I	2.66	.69	.59	1.59	.06	BA4	BA4B	6	1/8
5/32	I	2.66	.69	.59	1.59	.06	BA5	BA5B	6	5/32
3/16	I	2.66	.69	.59	1.59	.06	BA6	BA6B	6	3/16
7/32	I	2.66	.69	.59	1.59	.07	BA7	BA7B	6	7/32
1/4	VI	2.66	.69	.59	1.59	.08	BA8	BA8B	6	1/4
5/16	VI	2.88	.69	.59	1.81	.10	BA10	BA10B	6	5/16
3/8	VI	2.94	.75	.75	1.75	.13	BA12	BA12B	6	3/8

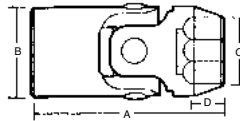
TOOLS

3/8" Drive Socket Wrenches — Chrome



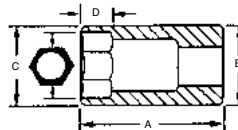
3/8" Drive Torx Bit Sockets

Bit Size	Type	Length	Drive End	Bit End	Bit Length	Wt. Ea. Lbs.	Chrome	Replacement Hex Bits	Std. Pkg. Qty.	Bit Size
		A	B	C	D		Part No.			
T10	VI	1.65	0.69	.59	0.59	0.05	BAT10	BAT10B	6	T10
T15	VI	1.65	0.69	.59	0.59	0.1	BAT15	BAT15B	6	T15
T20	VI	1.65	0.69	.59	0.59	0.1	BAT20	BAT20B	6	T20
T25	VI	1.65	0.69	.59	0.59	0.1	BAT25	BAT25B	6	T25
T27	VI	1.65	0.69	.59	0.59	0.1	BAT27	BAT27B	6	T27
T30	VI	1.65	0.69	.59	0.59	0.1	BAT30	BAT30B	6	T30
T40	VI	1.83	0.69	.59	0.77	0.1	BAT40	BAT40B	6	T40
T45	VI	1.83	0.69	.59	0.77	0.1	BAT45	BAT45B	6	T45
T50	VI	1.83	0.69	.59	0.77	0.1	BAT50	BAT50B	6	T50
T55	VI	2.06	0.75	.75	0.89	0.15	BAT55	BAT55B	6	T55



3/8" Square Drive 6 Point Flex Socket

Opening	Length	Drive End	Opening End	Minimum Depth	Wt. Ea. Lbs.	Chrome	Std. Pkg. Qty.	Opening
	A	B	C	D		Part No.		
3/8	1 49/64	3/4	37/64	15/64	.09	BU612	6	3/8
7/16	1 55/64	3/4	43/64	5/16	.09	BU614	6	7/16
1/2	1 57/64	3/4	3/4	23/64	.13	BU616	6	1/2
9/16	1 57/64	3/4	13/16	25/64	.13	BU618	6	9/16
5/8	1 15/64	3/4	7/8	7/16	.14	BU620	6	5/8
11/16	1 31/32	3/4	31/32	15/32	.18	BU622	6	11/16
3/4	2 1/8	3/4	1 3/64	33/64	.19	BU624	6	3/4



3/8" Square Drive Spark Plug Sockets — Chrome

Opening	Length	Drive End	Opening End	Minimum Depth	Wt. Ea. Lbs.	Chrome	Std. Pkg. Qty.	Opening
	A	B	C	D		Part No.		
5/8	2 1/2	3/4	55/64	51/64	.28	BD620P	6	5/8
13/16	2 3/4	7/8	1 1/64	51/64	.35	BD626P	6	13/16

TOOLS

B7K

BU612 3/8" 6 Pt. Flex Skt.	BU620 3/8" 6 Pt. Flex Skt.
BU614 7/16" 6 Pt. Flex Skt.	BU622 11/16" 6 Pt. Flex Skt.
BU616 1/2" 6 Pt. Flex Skt.	BU624 3/4" 6 Pt. Flex Skt.
BU618 9/16" 6 Pt. Flex Skt.	247 CLIP RAIL



BA7K

BA4..... 1/8" Hex Bit Skt. 3/8" DR	BA8..... 1/4" Hex Bit Skt. 3/8" DR
BA5..... 5/32" Hex Bit Skt. 3/8" DR	BA10..... 3/16" Hex Bit Skt. 3/8" DR
BA6..... 3/16" Hex Bit Skt. 3/8" DR	BA12..... 3/8" Hex Bit Skt. 3/8" DR
BA7..... 7/32" Hex Bit Skt. 3/8" DR	247 Twist Lock Clip Rail



BC8K

BC20 5/8" 12 Pt. Crowfoot	BC30 15/16" 12 Pt. Crowfoot
BC22 11/16" 12 Pt. Crowfoot	BC32 1" 12 Pt. Crowfoot
BC24 3/4" 12 Pt. Crowfoot	BC34 1 1/16" 12 Pt. Crowfoot
BC26 13/16" 12 Pt. Crowfoot	244 CLIP RAIL
BC28 7/8" 12 Pt. Crowfoot	




B9K

BD1212 3/8" 12 Pt. Deep Skt.	BD1222 11/16" 12 Pt. Deep Skt.
BD1214 7/16" 12 Pt. Deep Skt.	BD1224 3/4" 12 Pt. Deep Skt.
BD1216 1/2" 12 Pt. Deep Skt.	BD1226 13/16" 12 Pt. Deep Skt.
BD1218 9/16" 12 Pt. Deep Skt.	BD1228 7/8" 12 Pt. Deep Skt.
BD1220 5/8" 12 Pt. Deep Skt.	245 CLIP RAIL




BC10K

BA4..... 1/8" Hex Bit Skt. 3/8" Dr.	BA12..... 3/8" Hex Bit Skt. 3/8" Dr.
BA55..... 5/32" Hex Bit Skt. 3/8" Dr.	SA16..... 1/2" Hex Bit Skt. 1/2" Dr.
BA6..... 3/16" Hex Bit Skt. 3/8" Dr.	SA18..... 9/16" Hex Bit Skt. 1/2" Dr.
BA7..... 7/32" Hex Bit Skt. 3/8" Dr.	SA20..... 5/8" Hex Bit Skt. 1/2" Dr.
BA8..... 1/4" Hex Bit Skt. 3/8" Dr.	254..... TWIST LOCK CLIP RAIL
BA10..... 5/16" Hex Bit Skt. 3/8" Dr.	




3/8" Drive Sockets & Sets — Chrome



BAT6K	
BAT15..... T15 Torx®	BAT30..... T30 Torx®
BAT20..... T20 Torx®	BAT40..... T40 Torx®
BAT25..... T25 Torx®	208R..... TWIST LOCK CLIP RAIL
BAT27..... T27 Torx®	



BAT8K	
BAT15..... T15 Torx®	BAT40..... T40 Torx®
BAT20..... T20 Torx®	BAT45..... T45 Torx®
BAT25..... T25 Torx®	BAT50..... T50 Torx®
BAT27..... T27 Torx®	247 TWIST LOCK CLIP RAIL
BAT30..... T30 Torx®	



BAT10K	
BAT10..... T10 Torx®	BAT40..... T40 Torx®
BAT15..... T15 Torx®	BAT45..... T45 Torx®
BAT20..... T20 Torx®	BAT50..... T50 Torx®
BAT25..... T25 Torx®	BAT55..... T55 Torx®
BAT27..... T27 Torx®	247 TWIST LOCK CLIP RAIL
BAT30..... T30 Torx®	

TOOLS

BD9K

BD612 3/8" 6 Pt. Deep Skt.	BD622 11/16" 6 Pt. Deep Skt.
BD614 7/16" 6 Pt. Deep Skt.	BD624 3/4" 6 Pt. Deep Skt.
BD616 1/2" 6 Pt. Deep Skt.	BD626 13/16" 6 Pt. Deep Skt.
BD618 9/16" 6 Pt. Deep Skt.	BD628 7/8" 6 Pt. Deep Skt.
BD620 5/8" 6 Pt. Deep Skt.	245 CLIP RAIL



B10K

B1210 5/16" 12 Pt. Std. Skt.	B1222 11/16" 12 Pt. Std. Skt.
B1212 3/8" 12 Pt. Std. Skt.	B1224 3/4" 12 Pt. Std. Skt.
B1214 7/16" 12 Pt. Std. Skt.	B1226 13/16" 12 Pt. Std. Skt.
B1216 1/2" 12 Pt. Std. Skt.	B1228 7/8" 12 Pt. Std. Skt.
B1218 9/16" 12 Pt. Std. Skt.	246 CLIP RAIL
B1220 5/8" 12 Pt. Std. Skt.	



BD10K

B610 5/16" 6 Pt. Std. Skt.	B622 11/16" 6 Pt. Std. Skt.
B612 3/8" 6 Pt. Std. Skt.	B624 3/4" 6 Pt. Std. Skt.
B614 7/16" 6 Pt. Std. Skt.	B626 13/16" 6 Pt. Std. Skt.
B616 1/2" 6 Pt. Std. Skt.	B628 7/8" 6 Pt. Std. Skt.
B618 9/16" 6 Pt. Std. Skt.	246 CLIP RAIL
B620 5/8" 6 Pt. Std. Skt.	



B11K

B608 1/4" 6 Pt. Std. Skt.	B620 5/8" 6 Pt. Std. Skt.
B610 5/16" 6 Pt. Std. Skt.	B622 11/16" 6 Pt. Std. Skt.
B612 3/8" 6 Pt. Std. Skt.	B624 3/4" 6 Pt. Std. Skt.
B614 7/16" 6 Pt. Std. Skt.	B626 13/16" 6 Pt. Std. Skt.
B616 1/2" 6 Pt. Std. Skt.	B628 7/8" 6 Pt. Std. Skt.
B618 9/16" 6 Pt. Std. Skt.	249 CLIP RAIL



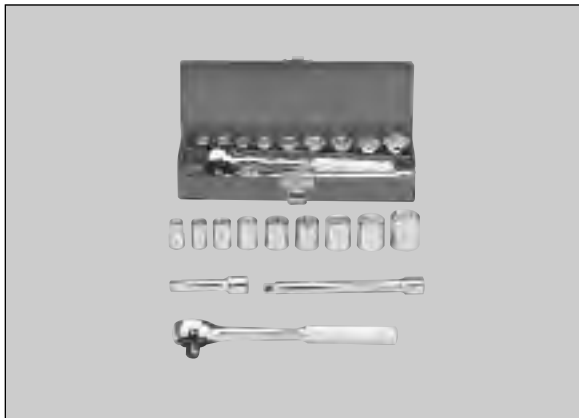
3/8" Drive Sockets & Sets — Chrome



B11KM			
B612.....	3/8" 6 Pt. Std. Skt.	B1224.....	3/4" 12 Pt. Std. Skt.
B614.....	7/16" 6 Pt. Std. Skt.	B1226.....	13/16" 12 Pt. Std. Skt.
B616.....	1/2" 6 Pt. Std. Skt.	B1228.....	7/8" 12 Pt. Std. Skt.
B618.....	9/16" 6 Pt. Std. Skt.	B52.....	RATCHET
B1220.....	3/8" 12 Pt. Std. Skt.	B105.....	6" EXTENSION
B1222.....	11/16" 12 Pt. Std. Skt.	25.....	METAL BOX



B11RK			
B610.....	5/16" 6 Pt. Std. Skt.	B622.....	1/16" 6 Pt. Std. Skt.
B612.....	3/8" 6 Pt. Std. Skt.	B624.....	3/4" 6 Pt. Std. Skt.
B614.....	7/16" 6 Pt. Std. Skt.	B52.....	REVERSIBLE RATCHET
B616.....	1/2" 6 Pt. Std. Skt.	B103.....	3" EXTENSION
B618.....	9/16" 6 Pt. Std. Skt.	BD620P.....	3/8" SPARK PLUG SKT.
B620.....	5/8" 6 Pt. Std. Skt.	93.....	METAL BOX



B12K			
B1212.....	3/8" 12 Pt. Std. Skt.	B1226.....	13/16" 12 Pt. Std. Skt.
B1214.....	7/16" 12 Pt. Std. Skt.	B1228.....	7/8" 12 Pt. Std. Skt.
B1216.....	1/2" 12 Pt. Std. Skt.	B52.....	REVERSIBLE RATCHET
B1218.....	9/16" 12 Pt. Std. Skt.	B103.....	3" EXTENSION
B1220.....	3/8" 12 Pt. Std. Skt.	B105.....	6" EXTENSION
B1222.....	11/16" 12 Pt. Std. Skt.	93.....	METAL BOX
B1224.....	3/4" 12 Pt. Std. Skt.		

TOOLS



BD12K

B612 3/8" 6 Pt. Std. Skt.	B626 13/16" 6 Pt. Std. Skt.
B614 7/16" 6 Pt. Std. Skt.	B628 7/8" 6 Pt. Std. Skt.
B616 1/2" 6 Pt. Std. Skt.	B52 REVERSIBLE RATCHET
B618 9/16" 6 Pt. Std. Skt.	B103 3" EXTENSION
B620 5/8" 6 Pt. Std. Skt.	B105 6" EXTENSION
B622 11/16" 6 Pt. Std. Skt.	93 METAL BOX
B624 3/4" 6 Pt. Std. Skt.	



B19K

B612 3/8" 6 Pt. Std. Skt.	BD612 3/8" 6 Pt. Deep Skt.
B614 7/16" 6 Pt. Std. Skt.	BD614 7/16" 6 Pt. Deep Skt.
B616 1/2" 6 Pt. Std. Skt.	BD616 1/2" 6 Pt. Deep Skt.
B618 9/16" 6 Pt. Std. Skt.	BD618 9/16" 6 Pt. Deep Skt.
B620 5/8" 6 Pt. Std. Skt.	BD622 11/16" 6 Pt. Deep Skt.
B622 11/16" 6 Pt. Std. Skt.	BD624 3/4" 6 Pt. Deep Skt.
B624 3/4" 6 Pt. Std. Skt.	B52 REVERSIBLE RATCHET
B626 13/16" 6 Pt. Std. Skt.	B103 3" EXTENSION
B628 7/8" 6 Pt. Std. Skt.	B105 6" EXTENSION
	BD620P 3/8" SPARK PLUG SKT.
	94 METAL BOX



B20K

B612 3/8" 6 Pt. Std. Skt.	BD616 1/2" 6 Pt. Deep Skt.
B614 7/16" 6 Pt. Std. Skt.	BD618 9/16" 6 Pt. Deep Skt.
B616 1/2" 6 Pt. Std. Skt.	BD620 5/8" 6 Pt. Deep Skt.
B618 9/16" 6 Pt. Std. Skt.	BD622 11/16" 6 Pt. Deep Skt.
B1220 5/8" 12 Pt. Std. Skt.	BD624 3/4" 6 Pt. Deep Skt.
B1222 11/16" 12 Pt. Std. Skt.	BD626 13/16" 6 Pt. Deep Skt.
B1224 3/4" 12 Pt. Std. Skt.	B52 RATCHET
B1226 13/16" 12 Pt. Std. Skt.	B105 6" EXTENSION
B1228 7/8" 12 Pt. Std. Skt.	B40A FLEX HANDLE
BD612 3/8" 6 Pt. Deep Skt.	94 METAL BOX
BD614 7/16" 6 Pt. Deep Skt.	

3/8" Drive Sockets & Sets — Chrome



B22K	
B1212..... 3/8" 12 Pt. Std. Skt.	BD1218 9/16" 12 Pt. Deep Skt.
B1214..... 7/16" 12 Pt. Std. Skt.	BD1220 5/8" 12 Pt. Deep Skt.
B1216..... 1/2" 12 Pt. Std. Skt.	BD1222 11/16" 12 Pt. Deep Skt.
B1218..... 9/16" 12 Pt. Std. Skt.	BD1224 3/4" 12 Pt. Deep Skt.
B1220..... 5/8" 12 Pt. Std. Skt.	BD1226 13/16" 12 Pt. Deep Skt.
B1222..... 11/16" 12 Pt. Std. Skt.	BD1228 7/8" 12 Pt. Deep Skt.
B1224..... 3/4" 12 Pt. Std. Skt.	B52..... REVERSIBLE RATCHET
B1226..... 13/16" 12 Pt. Std. Skt.	B103..... 3" EXTENSION
B1228..... 7/8" 12 Pt. Std. Skt.	B105..... 6" EXTENSION
BD1212..... 3/8" 12 Pt. Deep Skt.	B140A..... UNIVERSAL JOINT
BD1214..... 7/16" 12 Pt. Deep Skt.	94..... METAL BOX
BD1216..... 1/2" 12 Pt. Deep Skt.	



BD22K	
B612..... 3/8" 6 Pt. Std. Skt.	BD618 9/16" 6 Pt. Deep Skt.
B614..... 7/16" 6 Pt. Std. Skt.	BD620 5/8" 6 Pt. Deep Skt.
B616..... 1/2" 6 Pt. Std. Skt.	BD622 11/16" 6 Pt. Deep Skt.
B618..... 9/16" 6 Pt. Std. Skt.	BD624 3/4" 6 Pt. Deep Skt.
B620..... 5/8" 6 Pt. Std. Skt.	BD626 13/16" 6 Pt. Deep Skt.
B622..... 11/16" 6 Pt. Std. Skt.	BD628 7/8" 6 Pt. Deep Skt.
B624..... 3/4" 6 Pt. Std. Skt.	B52..... REVERSIBLE RATCHET
B626..... 13/16" 6 Pt. Std. Skt.	B103..... 3" EXTENSION
B628..... 7/8" 6 Pt. Std. Skt.	B105..... 6" EXTENSION
BD612..... 3/8" 6 Pt. Deep Skt.	B140A..... UNIVERSAL JOINT
BD614..... 7/16" 6 Pt. Deep Skt.	94..... METAL BOX
BD616..... 1/2" 6 Pt. Deep Skt.	




B26K	
B608..... 1/4" 6 Pt. Std. Skt.	BD614 7/16" 6 Pt. Deep Skt.
B610..... 5/16" 6 Pt. Std. Skt.	BD616 1/2" 6 Pt. Deep Skt.
B612..... 3/8" 6 Pt. Std. Skt.	BD618 9/16" 6 Pt. Deep Skt.
B614..... 7/16" 6 Pt. Std. Skt.	BD620 5/8" 6 Pt. Deep Skt.
B616..... 1/2" 6 Pt. Std. Skt.	BD622 11/16" 6 Pt. Deep Skt.
B618..... 9/16" 6 Pt. Std. Skt.	BD624 3/4" 6 Pt. Deep Skt.
B1220..... 5/8" 12 Pt. Std. Skt.	BD626 13/16" 6 Pt. Deep Skt.
B1222..... 11/16" 12 Pt. Std. Skt.	B52..... RATCHET
B1224..... 3/4" 12 Pt. Std. Skt.	B103..... 3" EXTENSION
B1226..... 13/16" 12 Pt. Std. Skt.	B105..... 6" EXTENSION
B1228..... 7/8" 12 Pt. Std. Skt.	B40A..... FLEX HANDLE
B1230..... 15/16" 12 Pt. Std. Skt.	B140A..... UNIVERSAL
B1232..... 1" 12 Pt. Std. Skt.	94..... METAL BOX
BD612..... 3/8" 6 Pt. Deep Skt.	



TOOLS

Martin

3/8" Drive Metric Socket Wrenches — Chrome



3/8" Square Drive 12 Point Standard — Metric

Opening	Type	Length	Drive End	Opening End	Minimum Depth	Wt. Ea. Lbs.	Chrome	Std. Qty.	Opening
		A	B	C	D		Part No.		
8 mm	I	25.7 mm	17.3 mm	12.2 mm	6.6 mm	.06	BM1208	6	8 mm
9 mm	I	25.4 mm	17.3 mm	14.2 mm	6.9 mm	.06	BM1209	6	9 mm
10 mm	I	25.4 mm	17.3 mm	14.9 mm	7.9 mm	.06	BM1210	6	10 mm
11 mm	I	25.4 mm	17.3 mm	16.5 mm	8.1 mm	.06	BM1211	6	11 mm
12 mm	II	25.4 mm	17.8 mm	17.8 mm	7.9 mm	.06	BM1212	6	12 mm
13 mm	II	25.7 mm	18.8 mm	18.8 mm	7.9 mm	.06	BM1213	6	13 mm
14 mm	II	25.7 mm	20.6 mm	20.6 mm	12.4 mm	.06	BM1214	6	14 mm
15 mm	II	25.7 mm	21.6 mm	21.6 mm	12.4 mm	.13	BM1215	6	15 mm
16 mm	II	28.7 mm	22.1 mm	22.1 mm	14.2 mm	.13	BM1216	6	16 mm
17 mm	II	30.0 mm	24.4 mm	24.4 mm	14.2 mm	.19	BM1217	6	17 mm
18 mm	II	30.0 mm	24.4 mm	24.4 mm	15.7 mm	.19	BM1218	6	18 mm
19 mm	II	30.0 mm	26.2 mm	26.2 mm	17.3 mm	.19	BM1219	6	19 mm

3/8" Square Drive 6 Point Standard — Metric

Opening	Type	Length	Drive End	Opening End	Minimum Depth	Wt. Ea. Lbs.	Chrome	Std. Qty. Pkg.	Opening
		A	B	C	D		Part No.		
6 mm	I	1 1/8	5/8	25/64	5/32	.04	BM606	6	6 mm
7 mm	I	1 1/8	5/8	7/16	5/32	.04	BM607	6	7 mm
8 mm	I	1 1/8	5/8	15/32	13/64	.05	BM608	6	8 mm
9 mm	I	1 1/8	5/8	33/64	7/32	.05	BM609	6	9 mm
10 mm	I	1 1/8	5/8	37/64	15/64	.05	BM610	6	10 mm
11 mm	II	1 1/8	—	5/8	5/32	.05	BM611	6	11 mm
12 mm	II	1 1/8	—	11/16	5/16	.06	BM612	6	12 mm
13 mm	II	1 1/8	—	47/64	5/16	.08	BM613	6	13 mm
14 mm	II	1 1/8	—	49/64	25/64	.08	BM614	6	14 mm
15 mm	II	1 1/8	—	27/32	25/64	.10	BM615	6	15 mm
16 mm	II	1 1/8	—	1/2	13/32	.10	BM616	6	16 mm
17 mm	II	1 1/8	—	59/64	25/64	.13	BM617	6	17 mm
18 mm	II	1 1/8	—	31/32	13/32	.13	BM618	6	18 mm
19 mm	II	1 1/8	—	1	13/32	.15	BM619	6	19 mm

3/8" Square Drive 6 Point Deep — Metric

Opening	Type	Length	Drive End	Opening End	Minimum Depth	Wt. Ea. Lbs.	Chrome	Std. Qty.	Opening
		A	B	C	D		Part No.		
6 mm	I	2 1/32	5/8	25/64	5/32	.10	BMD606	6	6 mm
7 mm	I	2 1/32	5/8	25/64	5/32	.10	BMD607	6	7 mm
8 mm	I	2 1/32	5/8	29/64	5/16	.12	BMD608	6	8 mm
9 mm	I	2 1/32	5/8	1/2	15/64	.10	BMD609	6	9 mm
10 mm	I	2 1/32	5/8	7/16	15/64	.12	BMD610	6	10 mm
11 mm	I	2 1/32	—	5/8	5/32	.12	BMD611	6	11 mm
12 mm	II	2 1/32	—	43/64	5/16	.13	BMD612	6	12 mm
13 mm	II	2 1/32	—	47/64	5/16	.17	BMD613	6	13 mm
14 mm	II	2 1/32	—	49/64	25/64	.21	BMD614	6	14 mm
15 mm	II	2 1/32	—	27/32	25/64	.23	BMD615	6	15 mm
16 mm	II	2 1/32	—	1/2	25/64	.23	BMD616	6	16 mm
17 mm	II	2 1/2	—	59/64	25/64	.31	BMD617	6	17 mm
18 mm	II	2 1/2	—	31/32	13/32	.23	BMD618	6	18 mm
19 mm	II	2 1/2	—	63/64	7/16	.25	BMD619	6	19 mm

3/8" Drive Hex Bit Sockets


Bit Size	Type	Length	Drive End	Bit End	Bit Length	Wt. Ea. Lbs.	Chrome	Replacement Hex Bits	Std. Qty. Pkg.	Bit Size
		A	B	C	D		Part No.			
4MM	VI	68mm	17.5mm	15.0	41.0mm	0.1	BA4MM	BA4MMB	6	4mm
5MM	VI	68mm	17.5mm	15.0	41.0mm	0.1	BA5MM	BA5MMB	6	5mm
6MM	VI	68mm	17.5mm	15.0	41.0mm	0.1	BA6MM	BA6MMB	6	6mm
7MM	VI	72.5mm	17.5mm	15.0	45.3mm	0.1	BA7MM	BA7MMB	6	7mm
8MM	VI	72.5mm	17.5mm	15.0	45.3mm	0.1	BA8MM	BA8MMB	6	8mm
9MM	VI	72.5mm	19mm	19.0	42.4mm	0.15	BA9MM	BA9MMB	6	9mm
10MM	VI	72.5mm	19mm	19.0	42.4mm	0.15	BA10MM	BA10MMB	6	10mm

TOOLS


3/8" Drive Metric Socket Sets — Chrome




MB11K			
BM610	10 mm 6 Pt. Std. Skt.	BM618	18 mm 6 Pt. Std. Skt.
BM612	12 mm 6 Pt. Std. Skt.	BM619	19 mm 6 Pt. Std. Skt.
BM613	13 mm 6 Pt. Std. Skt.	B52	REVERSIBLE RATCHET
BM614	14 mm 6 Pt. Std. Skt.	B103	3" EXTENSION
BM615	15 mm 6 Pt. Std. Skt.	BD620P	SPARK PLUG SKT.
BM617	17 mm 6 Pt. Std. Skt.	92	METAL BOX



MB12K			
BM1208	8 mm 12 Pt. Std. Skt.	BM1215	15 mm 12 Pt. Std. Skt.
BM1209	9 mm 12 Pt. Std. Skt.	BM1216	16 mm 12 Pt. Std. Skt.
BM1210	10 mm 12 Pt. Std. Skt.	BM1217	17 mm 12 Pt. Std. Skt.
BM1211	11 mm 12 Pt. Std. Skt.	BM1218	18 mm 12 Pt. Std. Skt.
BM1212	12 mm 12 Pt. Std. Skt.	BM1219	19 mm 12 Pt. Std. Skt.
BM1213	13 mm 12 Pt. Std. Skt.	240	CLIP RAIL
BM1214	14 mm 12 Pt. Std. Skt.		



METRIC		MB14K	
BM606	6 mm 6 Pt. Std. Skt.	BM614	14 mm 6 Pt. Std. Skt.
BM607	7 mm 6 Pt. Std. Skt.	BM615	15 mm 6 Pt. Std. Skt.
BM608	8 mm 6 Pt. Std. Skt.	BM616	16 mm 6 Pt. Std. Skt.
BM609	9 mm 6 Pt. Std. Skt.	BM617	17 mm 6 Pt. Std. Skt.
BM610	10 mm 6 Pt. Std. Skt.	BM618	18 mm 6 Pt. Std. Skt.
BM611	11 mm 6 Pt. Std. Skt.	BM619	19 mm 6 Pt. Std. Skt.
BM612	12 mm 6 Pt. Std. Skt.	240	CLIP RAIL
BM613	13 mm 6 Pt. Std. Skt.		



BA7KM			
BA4MM	4 mm Hex Bit Skt.	BA8MM	8 mm Hex Bit Skt.
BA5MM	5 mm Hex Bit Skt.	BA9MM	9 mm Hex Bit Skt.
BA6MM	6 mm Hex Bit Skt.	BA10MM	10 mm Hex Bit Skt.
BA7MM	7 mm Hex Bit Skt.	240	TWIST LOCK CLIP RAIL

TOOLS

MB17K

BM1208 8 mm 12 Pt. Std. Skt.	BM1215 15 mm 12 Pt. Std. Skt.
BM1209 9 mm 12 Pt. Std. Skt.	BM1216 16 mm 12 Pt. Std. Skt.
BM1210 10 mm 12 Pt. Std. Skt.	BM1217 17 mm 12 Pt. Std. Skt.
BM1211 11 mm 12 Pt. Std. Skt.	BM1218 18 mm 12 Pt. Std. Skt.
BM1212 12 mm 12 Pt. Std. Skt.	BM1219 19 mm 12 Pt. Std. Skt.
BM1213 13 mm 12 Pt. Std. Skt.	B40A..... 7 ¹⁵ / ₁₆ " FLEXIBLE HANDLE
BM1214 14 mm 12 Pt. Std. Skt.	B52..... REVERSIBLE RATCHET
	B103..... 3" EXTENSION
	B105..... 6" EXTENSION
	B140A..... UNIVERSAL JOINT
	94 METAL BOX



MB19K

BM610 10 mm 6 Pt. Std. Skt.	BMD610 10 mm 6 Pt. Deep Skt.
BM612 12 mm 6 Pt. Std. Skt.	BMD612 12 mm 6 Pt. Deep Skt.
BM613 13 mm 6 Pt. Std. Skt.	BMD613 13 mm 6 Pt. Deep Skt.
BM614 14 mm 6 Pt. Std. Skt.	BMD614 14 mm 6 Pt. Deep Skt.
BM615 15 mm 6 Pt. Std. Skt.	BMD615 15 mm 6 Pt. Deep Skt.
BM617 17 mm 6 Pt. Std. Skt.	BMD617 17 mm 6 Pt. Deep Skt.
BM618 18 mm 6 Pt. Std. Skt.	BMD619 19 mm 6 Pt. Deep Skt.
BM619 19 mm 6 Pt. Std. Skt.	B52..... REVERSIBLE RATCHET
	B103..... 3" EXTENSION
	B105..... 6" EXTENSION
	BD620P SPARK PLUG SKT.
	94 METAL BOX



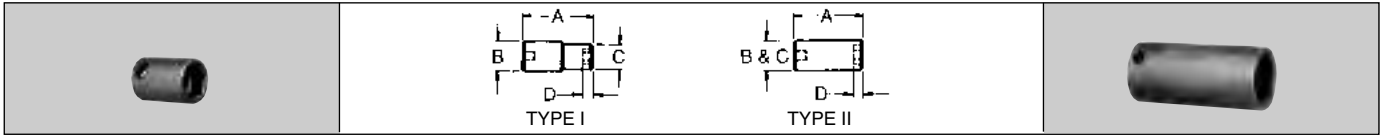
MB26K

BM607 7 mm 6 Pt. Std. Skt.	BMD611 11 mm 6 Pt. Deep Skt.
BM608 8 mm 6 Pt. Std. Skt.	BMD612 12 mm 6 Pt. Deep Skt.
BM609 9 mm 6 Pt. Std. Skt.	BMD613 13 mm 6 Pt. Deep Skt.
BM610 10 mm 6 Pt. Std. Skt.	BMD614 14 mm 6 Pt. Deep Skt.
BM611 11 mm 6 Pt. Std. Skt.	BMD615 15 mm 6 Pt. Deep Skt.
BM612 12 mm 6 Pt. Std. Skt.	BMD616 16 mm 6 Pt. Deep Skt.
BM613 13 mm 6 Pt. Std. Skt.	BMD617 17 mm 6 Pt. Deep Skt.
BM614 14 mm 6 Pt. Std. Skt.	BMD618 18 mm 6 Pt. Deep Skt.
BM615 15 mm 6 Pt. Std. Skt.	BMD619 19 mm 6 Pt. Deep Skt.
BM616 16 mm 6 Pt. Std. Skt.	B52..... RATCHET
BM617 17 mm 6 Pt. Std. Skt.	B105..... 6" EXTENSION
BM618 18 mm 6 Pt. Std. Skt.	B40A..... FLEX HANDLE
BM619 19 mm 6 Pt. Std. Skt.	94 METAL BOX
BMD610 10 mm 6 Pt. Deep Skt.	

METRIC



3/8" Drive Power/Impact



3/8" Square Drive 6 Point Standard

Opening	Type	Length	Drive End	Opening End	Minimum Depth	Wt. Ea. Lbs.	Industrial Black	Std. Pkg. Qty.	Opening
		A	B	C	D		Part No.		
5/16	I	1 1/16	47/64	1/2	7/64	.07	2610	6	5/16
3/8	I	1 1/16	47/64	13/32	5/32	.07	2612	6	3/8
7/16	I	1 1/16	47/64	43/64	7/32	.08	2614	6	7/16
1/2	II	1 3/32	—	3/4	13/64	.08	2616	6	1/2
5/16	II	1 1/8	—	55/64	1/4	.13	2618	6	5/16
3/8	II	1 1/8	—	59/64	9/32	.15	2620	6	3/8
7/16	II	1 1/8	—	63/64	5/16	.16	2622	6	7/16
1/2	II	1 1/8	—	1 1/32	29/64	.17	2624	6	1/2

3/8" Square Drive 6 Point Deep

Opening	Type	Length	Drive End	Opening End	Minimum Depth	Wt. Ea. Lbs.	Industrial Black	Std. Pkg. Qty.	Opening
		A	B	C	D		Part No.		
5/16	I	2 1/4	47/64	1/2	3/32	.19	12610	6	5/16
3/8	I	2 1/4	47/64	13/32	7/64	.19	12612	6	3/8
7/16	I	2 1/4	47/64	43/64	13/64	.19	12614	6	7/16
1/2	II	2 1/4	—	3/4	13/64	.18	12616	6	1/2
5/16	I	2 1/4	55/64	13/16	1 1/32	.25	12618	6	5/16
3/8	I	2 1/4	59/64	57/64	3/8	.28	12620	6	3/8
7/16	II	2 5/16	—	6 1/64	3/8	.31	12622	6	7/16
1/2	II	2 5/16	—	1 1/64	7/16	.38	12624	6	1/2

3/8" Square Drive 6 Point Standard — Metric

Opening	Type	Length	Drive End	Opening End	Minimum Depth	Wt. Ea. Lbs.	Industrial Black	Std. Pkg. Qty.	Opening
		A	B	C	D		Part No.		
10 mm	I	28.0 mm	18.0 mm	15.1 mm	5.0 mm	.05	2M610	6	10 mm
12 mm	II	28.0 mm	18.5 mm	18.5 mm	7.5 mm	.07	2M612	6	12 mm
13 mm	II	30.0 mm	19.6 mm	19.6 mm	9.5 mm	.07	2M613	6	13 mm
14 mm	II	30.0 mm	21.3 mm	21.3 mm	9.5 mm	.08	2M614	6	14 mm
15 mm	II	30.0 mm	22.3 mm	22.3 mm	9.5 mm	.10	2M615	6	15 mm
17 mm	II	30.0 mm	24.5 mm	24.5 mm	9.5 mm	.11	2M617	6	17 mm
18 mm	II	30.0 mm	25.3 mm	25.3 mm	9.5 mm	.12	2M618	6	18 mm
19 mm	II	30.0 mm	27.2 mm	27.2 mm	10.0 mm	.13	2M619	6	19 mm

Item	Description	Wt. Ea. Lbs.	Part No.	Std. Pkg. Qty.
Universal Adaptor	3/8" Impact Universal Joint	.18	2140A	6
	3/8" F X 1/2" M	.10	24A	6

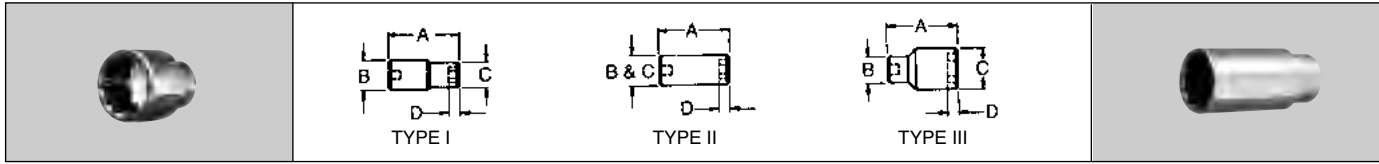
IB6K			IMB8K		
2610 5/16" 6 Pt. Skt.	2618..... 5/16" 6 Pt. Skt.	2M610..... 10 mm 6 Pt. Skt.	2M615..... 15 mm 6 Pt. Skt.		
2612 3/8" 6 Pt. Skt.	2620..... 5/8" 6 Pt. Skt.	2M612..... 12 mm 6 Pt. Skt.	2M617..... 17 mm 6 Pt. Skt.		
2614 7/16" 6 Pt. Skt.	242..... CLIP RAIL	2M613..... 13 mm 6 Pt. Skt.	2M618..... 18 mm 6 Pt. Skt.		
2616 1/2" 6 Pt. Skt.		2M614..... 14 mm 6 Pt. Skt.	2M619..... 19 mm 6 Pt. Skt.		
			244..... CLIP RAIL		

IB8K			IB8KD		
2610 5/16" 6 Pt. Skt.	2620..... 5/8" 6 Pt. Skt.	12610 5/16" 6 Pt. Deep Skt.	12620 5/8" 6 Pt. Deep Skt.		
2612 3/8" 6 Pt. Skt.	2622..... 1 1/16" 6 Pt. Skt.	12612 3/8" 6 Pt. Deep Skt.	12622 1 1/16" 6 Pt. Deep Skt.		
2614 7/16" 6 Pt. Skt.	2624..... 3/4" 6 Pt. Skt.	12614 7/16" 6 Pt. Deep Skt.	12624 3/4" 6 Pt. Deep Skt.		
2616 1/2" 6 Pt. Skt.	70..... METAL TRAY	12616 1/2" 6 Pt. Deep Skt.	70 METAL TRAY		
2618 5/16" 6 Pt. Skt.		12618 5/16" 6 Pt. Deep Skt.			

TOOLS

Type		Description	Part No.	Std. Pkg. Qty.
FLEXIBLE HANDLE		Chrome Knurled Grip. Length 17". Weight 1.65 lb.	SF41	5
REVERSIBLE RATCHET		Chrome .45 tooth. Head diameter 1 1/8". Length 10". Weight 1.44 lb.	SF51	1
REVERSIBLE RATCHET REPAIR KIT		Preassembled Ratchet Replacement Head. Weight .31 lb. For SF51 and SF55	SF51RD	1
DOUBLE PAWL RATCHET		Double Pawl 45 tooth. Head diameter 1 1/16". Length 15". Weight 1.25 lb.	SF55	1
EXTENSION		Chrome. Length 20". Weight 1.19 lb.	S121P	5
EXTENSION		Chrome. Length 2". Weight .21 lb.	S102P	5
EXTENSION		Chrome. Length 5". Weight .37 lb.	S110P	5
EXTENSION		Chrome. Length 10". Weight .66 lb.	S115P	5
UNIVERSAL JOINT		Chrome. Length 2 5/16". Weight .15 lb.	S140	5
ADAPTOR		Chrome. 1/2"F to 3/8"M. Weight .15 lb.	SH129	5
ADAPTOR		Chrome. 1/2"F to 1/4"M. Weight .18 lb.	SH130	5
18" SPEEDER		Chrome. Revolving Grip. Length 18". Weight 1.2 lb.	S15	5

1/2" Drive Socket Wrenches



Martin Heavy Duty Chrome Hand Tool Sockets are Manufactured to Extremely Close Tolerances of American Alloy Steel. The 12 Point Broach Opening Provides a Secure Fit for Absolute Tightening and Loosening.

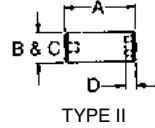
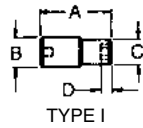
1/2" Square Drive 12 Point Standard									
Opening	Type	Length	Drive End	Opening End	Minimum Depth	Wt. Ea. Lbs.	Chrome	Std. Pkg. Qty.	Opening
		A	B	C	D		Part No.		
3/16	I	1 15/32	13/16	37/64	5/32	.09	ST1212	5	3/16
7/16	I	1 15/32	13/16	41/64	7/32	.09	ST1214	5	7/16
1/2	I	1 15/32	13/16	23/32	17/64	.10	ST1216	5	1/2
9/16	II	1 15/32	—	13/16	21/64	.10	ST1218	5	9/16
5/8	II	1 15/32	—	7/8	1 15/32	.14	ST1220	5	5/8
11/16	II	1 15/32	—	31/32	1 15/32	.15	ST1222	5	11/16
3/4	II	1 15/32	—	1 1/16	1 15/32	.19	ST1224	5	3/4
13/16	II	1 1/8	—	1 1/8	1 1/8	.20	ST1226	5	13/16
7/8	II	1 5/8	—	1 11/16	1/2	.24	ST1228	5	7/8
15/16	II	1 5/8	—	1 1/4	35/64	.28	ST1230	5	15/16
1	II	1 11/16	—	1 5/16	35/64	.32	ST1232	5	1
1 1/16	III	1 3/4	1 3/32	1 13/32	5/8	.32	ST1234	5	1 1/16
1 1/8	III	1 13/16	1 1/4	1 1/2	21/32	.35	ST1236	5	1 1/8
1 1/16	III	1 7/8	1 1/4	1 37/64	21/32	.40	ST1238	5	1 1/16
1 1/4	III	1 59/64	1 1/8	1 13/16	3/4	.43	ST1240	5	1 1/4
1 1/16	III	2	1 1/16	1 13/16	13/16	.45	ST1242	5	1 1/16
1 3/8	III	2	1 1/4	1 7/8	55/64	.46	ST1244	5	1 3/8
1 1/16	III	2 1/16	1 3/8	1 15/16	29/32	.47	ST1246	5	1 1/16
1 1/2	III	2 5/8	1 3/8	2	1 1/16	.49	ST1248	5	1 1/2

1/2" Square Drive 12 Point Deep									
Opening	Type	Length	Drive End	Opening End	Minimum Depth	Wt. Ea. Lbs.	Chrome	Std. Pkg. Qty.	Opening
		A	B	C	D		Part No.		
3/16	II	3 3/4	—	13/16	23/32	.21	SD1212	5	3/16
7/16	II	3 3/4	—	13/16	23/32	.24	SD1214	5	7/16
1/2	II	3 1/16	13/16	23/32	17/64	.24	SD1216	5	1/2
9/16	II	3 1/16	—	13/16	21/64	.24	SD1218	5	9/16
5/8	II	3 1/16	—	7/8	3/8	.30	SD1220	5	5/8
11/16	II	3 1/16	—	31/32	5/8	.34	SD1222	5	11/16
3/4	II	3 1/16	—	1 3/64	7/16	.35	SD1224	5	3/4
13/16	II	3 1/16	—	1 1/64	29/64	.40	SD1226	5	13/16
7/8	II	3 1/16	—	1 11/64	1/2	.43	SD1228	5	7/8
15/16	II	3 1/16	—	1 1/4	35/64	.48	SD1230	5	15/16
1	III	3 1/16	1 3/32	1 5/16	35/64	.45	SD1232	5	1
1 1/16	III	3 1/16	1 1/4	1 13/32	5/8	.50	SD1234	5	1 1/16
1 1/8	III	3 1/16	1 1/4	1 1/2	21/32	.51	SD1236	5	1 1/8
1 3/16	III	3 3/4	1 1/4	1 37/64	21/32	.56	SD1238	5	1 3/16
1 1/4	III	3 3/4	1 1/8	1 41/64	3/4	.61	SD1240	5	1 1/4
1 1/16	III	3 3/4	1 1/4	1 13/16	49/64	.61	SD1242	5	1 1/16
1 3/8	III	3 3/4	1 15/64	1 7/8	25/32	.84	SD1244	5	1 3/8
1 1/16	III	3 3/4	1 13/64	1 61/64	7/8	.88	SD1246	5	1 1/16
1 1/2	III	3 3/4	1 11/32	2 1/64	55/64	.93	SD1248	5	1 1/2

TOOLS

Martin

1/2" Drive Socket Wrenches—Chrome



1/2" Square Drive 6 Point Standard

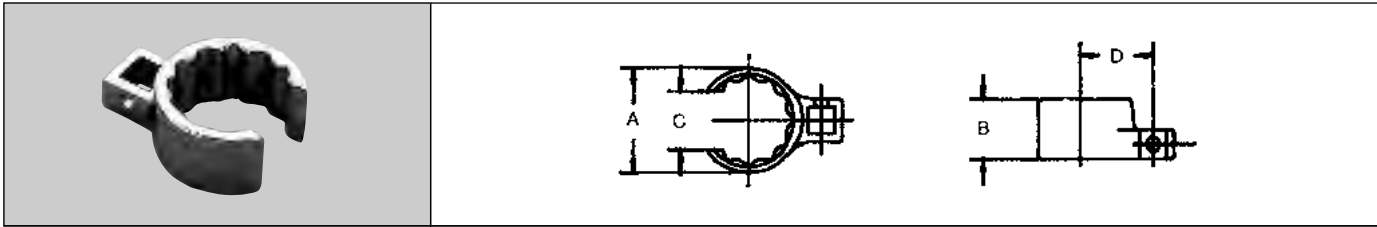
Opening	Type	Length	Drive End	Opening End	Minimum Depth	Wt. Ea. Lbs.	Chrome	Std. Pkg. Qty.	Opening
		A	B	C	D		Part No.		
3/8	I	1 1/2	7/8	37/64	5/16	.11	ST612	5	3/8
7/16	I	1 1/2	55/64	11/16	21/64	.11	ST614	5	7/16
1/2	I	1 1/2	55/64	3/4	13/32	.11	ST616	5	1/2
9/16	I	1 1/2	55/64	13/16	13/32	.13	ST618	5	9/16
5/8	II	1 1/2	7/8	7/8	9/16	.12	ST620	5	5/8
11/16	II	1 1/2	31/32	31/32	9/16	.16	ST622	5	11/16
3/4	II	1 1/2	13/64	13/64	21/32	.19	ST624	5	3/4
7/8	II	1 1/2	13/32	13/32	11/16	.20	ST626	5	7/8
15/16	II	1 1/2	13/16	13/16	3/4	.29	ST628	5	15/16
1	II	1 1/2	117/64	117/64	51/64	.31	ST630	5	1
1 1/16	II	1 39/64	121/64	121/64	53/64	.37	ST632	5	1 1/16
1 1/8	II	1 39/64	113/32	113/32	15/16	.52	ST634	5	1 1/8
1 1/4	II	1 39/64	115/32	115/32	63/64	.52	ST636	5	1 1/4
1 3/8	II	1 58/64	117/32	117/32	63/64	.59	ST638	5	1 3/8
1 1/2	II	1 3/4	137/64	137/64	1	.66	ST640	5	1 1/2

1/2" Square Drive 6 Point Deep

Opening	Type	Length	Drive End	Opening End	Minimum Depth	Wt. Ea. Lbs.	Chrome	Std. Pkg. Qty.	Opening
		A	B	C	D		Part No.		
1/2	I	3 3/8	7/8	49/64	51/64	.34	SD616	5	1/2
9/16	I	3 3/8	7/8	53/64	15/16	.31	SD618	5	9/16
5/8	II	3 3/8	7/8	7/8	13/16	.38	SD620	5	5/8
11/16	II	3 3/8	31/32	31/32	17/32	.41	SD622	5	11/16
3/4	II	3 3/8	11/16	11/16	117/64	.44	SD624	5	3/4
7/8	II	3 3/8	1 1/8	1 1/8	119/64	.47	SD626	5	7/8
15/16	II	3 3/8	13/16	13/16	119/64	.53	SD628	5	15/16
1	II	3 3/8	117/64	117/64	1 1/8	.56	SD630	5	1
1 1/16	II	3 3/8	113/32	113/32	1 1/8	.72	SD632	5	1 1/16
1 1/8	II	3 3/8	115/32	115/32	1 1/8	.78	SD634	5	1 1/8
1 1/4	II	3 3/8	1 1/2	1 1/2	1 27/64	.84	SD636	5	1 1/4

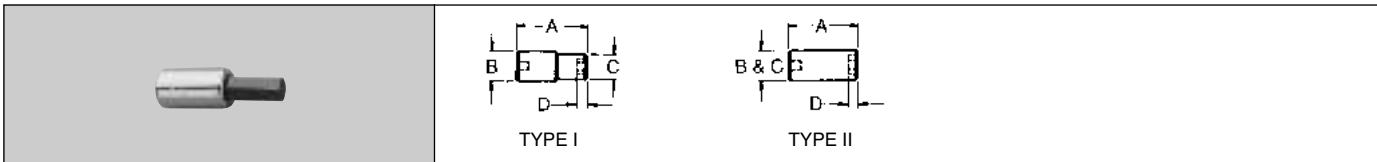
TOOLS

1/2" Drive Crowfoot Wrench and Hex Bit Sockets



1/2" Drive Crowfoot Wrench — Flare Nut 12 Pt.

Wrench Opening	Diameter of Head	Thickness of Head	Width of Slot	Length of Centers	Wt. Ea. Lbs.	Chrome	Industrial Black	Std. Pkg. Qty.	Wrench Opening
	A	B	C	D		Part No.	Part No.		
1 1/8	1 1/8	7/8	27/32	1 1/2	.19	SC36	BLKSC36	5	1 1/8
1 1/16	1 1/16	7/8	29/32	1 3/8	.19	SC38	BLKSC38	5	1 1/16
1 1/4	1 23/32	7/8	1 1/16	1 15/64	.19	SC40	BLKSC40	5	1 1/4
1 5/16	1 27/32	7/8	31/32	1 17/64	.19	SC42	BLKSC42	5	1 5/16
1 3/8	1 15/16	1 1/16	1 1/16	1 1/16	.25	SC44	BLKSC44	5	1 3/8
1 1/16	2	1 1/16	1 1/16	1 11/32	.25	SC46	BLKSC46	5	1 1/16
1 1/2	2 1/16	1 1/16	1 1/8	1 1/8	.25	SC48	BLKSC48	5	1 1/2
1 5/8	2 3/32	1 1/16	1 1/2	1 27/64	.31	SC50	BLKSC50	5	1 5/8
1 3/8	2 1/32	1 1/16	1 3/2	1 29/64	.31	SC52	BLKSC52	5	1 3/8
1 11/16	2 1/16	1	1 1/16	1 33/64	.31	SC54	BLKSC54	5	1 11/16
1 3/4	2 3/8	1	1 5/16	1 35/64	.38	SC56	BLKSC56	5	1 3/4
1 13/16	2 1/32	1	1 11/32	1 19/32	.38	SC58	BLKSC58	5	1 13/16
1 7/8	2 1/16	1 1/16	1 3/8	1 41/64	.44	SC60	BLKSC60	5	1 7/8
1 15/16	2 5/8	1 1/16	1 1/16	1 43/64	.50	SC62	BLKSC62	5	1 15/16
2	2 23/32	1 1/16	1 1/16	1 23/32	.50	SC64	BLKSC64	5	2



1/2" Drive Hex Bit Sockets

Bit Size	Type	Length	Drive End	Bit End	Bit Length	Wt. Ea. Lbs.	Chrome	Replacement Hex Bits	Std. Pkg. Qty.	Bit Size
		A	B	C	D		Part No.			
1/4	VI	3.31	.94	.66	1.81	.18	SA8	SA8B	5	1/4
5/16	VI	3.31	.94	.66	1.81	.18	SA10	SA10B	5	5/16
3/8	VI	3.31	.94	.70	1.81	.25	SA12	SA12B	5	3/8
7/16	VI	3.31	.94	.75	1.81	.25	SA14	SA14B	5	7/16
1/2	VI	3.62	.94	.94	2.12	.35	SA16	SA16B	5	1/2
9/16	VI	3.62	1.01	1.01	2.12	.45	SA18	SA18B	5	9/16
5/8	VI	4.00	1.01	1.01	2.50	.50	SA20	SA20B	5	5/8
3/4	VI	4.00	1.01	2.49	2.50	.65	SA24	SA24B	5	3/4

TOOLS

S7K

SA8..... 1/4" Hex Bit Skt. 1/2" Dr.	SA16..... 1/2" Hex Bit Skt. 1/2" Dr.
SA10..... 5/16" Hex Bit Skt. 1/2" Dr.	SA18..... 9/16" Hex Bit Skt. 1/2" Dr.
SA12..... 3/8" Hex Bit Skt. 1/2" Dr.	SA20..... 5/8" Hex Bit Skt. 1/2" Dr.
SA14..... 7/16" Hex Bit Skt. 1/2" Dr.	247 Twist Lock Clip Rail



S9K

SD616 1/2" 6 pt. Deep Skt.	SD626 13/16" 6 pt. Deep Skt.
SD618 9/16" 6 pt. Deep Skt.	SD628 7/8" 6 pt. Deep Skt.
SD620 5/8" 6 pt. Deep Skt.	SD630 15/16" 6 pt. Deep Skt.
SD622 11/16" 6 pt. Deep Skt.	SD632 1" 6 pt. Deep Skt.
SD624 3/4" 6 pt. Deep Skt.	256 CLIP RAIL



S11K

SD1216 1/2" 12 pt. Deep Skt.	SD1228 7/8" 12 pt. Deep Skt.
SD1218 9/16" 12 pt. Deep Skt.	SD1230 15/16" 12 pt. Deep Skt.
SD1220 5/8" 12 pt. Deep Skt.	SD1232 1" 12 pt. Deep Skt.
SD1222 11/16" 12 pt. Deep Skt.	SD1234 1 1/16" 12 pt. Deep Skt.
SD1224 3/4" 12 pt. Deep Skt.	SD1236 1 1/8" 12 pt. Deep Skt.
SD1226 13/16" 12 pt. Deep Skt.	254 CLIP RAIL




S12K

ST1214..... 7/16" 12 pt. Skt.	ST1228..... 7/8" 12 pt. Skt.
ST1216..... 1/2" 12 pt. Skt.	ST1230..... 15/16" 12 pt. Skt.
ST1218..... 9/16" 12 pt. Skt.	ST1232..... 1" 12 pt. Skt.
ST1220..... 5/8" 12 pt. Skt.	SF51..... 10" Reversible Ratchet
ST1222..... 11/16" 12 pt. Skt.	S110P..... 5" Extension
ST1224..... 3/4" 12 pt. Skt.	95 METAL BOX
ST1226..... 13/16" 12 pt. Skt.	



BC10K

BA4..... 1/8" Hex Bit Skt. 3/8" Dr.	BA12..... 3/8" Hex Bit Skt. 3/8" Dr.
BA55..... 5/32" Hex Bit Skt. 3/8" Dr.	SA16..... 1/2" Hex Bit Skt. 1/2" Dr.
BA6..... 1/16" Hex Bit Skt. 3/8" Dr.	SA18..... 9/16" Hex Bit Skt. 1/2" Dr.
BA7..... 7/32" Hex Bit Skt. 3/8" Dr.	SA20..... 5/8" Hex Bit Skt. 1/2" Dr.
BA8..... 1/4" Hex Bit Skt. 3/8" Dr.	254..... TWIST LOCK CLIP RAIL
BA10..... 5/16" Hex Bit Skt. 3/8" Dr.	



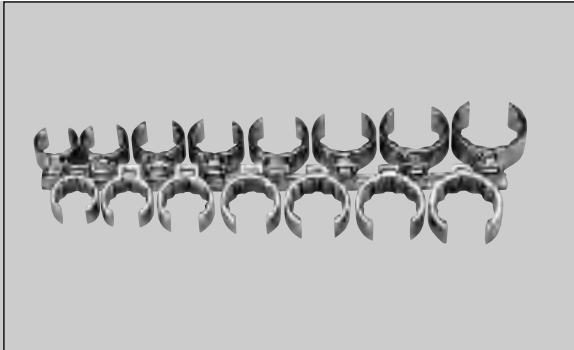
1/2" Drive Socket Sets – Chrome




S13K	
ST1214..... 7/16" 12 pt. Skt.	ST1228..... 7/8" 12 pt. Skt.
ST1216..... 1/2" 12 pt. Skt.	ST1230..... 15/16" 12 pt. Skt.
ST1218..... 9/16" 12 pt. Skt.	ST1232..... 1" 12 pt. Skt.
ST1220..... 5/8" 12 pt. Skt.	ST1234..... 1 1/16" 12 pt. Skt.
ST1222..... 11/16" 12 pt. Skt.	ST1236..... 1 1/8" 12 pt. Skt.
ST1224..... 3/4" 12 pt. Skt.	ST1240..... 1 1/4" 12 pt. Skt.
ST1226..... 13/16" 12 pt. Skt.	258 CLIP RAIL



S15K	
ST612..... 3/8" 6 pt. Std. Skt.	ST628..... 7/8" 6 pt. Std. Skt.
ST614..... 7/16" 6 pt. Std. Skt.	ST630..... 15/16" 6 pt. Std. Skt.
ST616..... 1/2" 6 pt. Std. Skt.	ST632..... 1" 6 pt. Std. Skt.
ST618..... 9/16" 6 pt. Std. Skt.	ST634..... 1 1/16" 6 pt. Std. Skt.
ST620..... 5/8" 6 pt. Std. Skt.	ST636..... 1 1/8" 6 pt. Std. Skt.
ST622..... 11/16" 6 pt. Std. Skt.	ST638..... 1 1/16" 6 pt. Std. Skt.
ST624..... 3/4" 6 pt. Std. Skt.	ST640..... 1 1/4" 6 pt. Std. Skt.
ST626..... 13/16" 6 pt. Std. Skt.	258 CLIP RAIL



SC15K	
SC36 1 1/8" 12 pt. Crowfoot	SC52 1 3/8" 12 pt. Crowfoot
SC38 1 1/16" 12 pt. Crowfoot	SC54 1 11/16" 12 pt. Crowfoot
SC40 1 1/4" 12 pt. Crowfoot	SC56 1 3/4" 12 pt. Crowfoot
SC42 1 5/16" 12 pt. Crowfoot	SC58 1 13/16" 12 pt. Crowfoot
SC44 1 3/8" 12 pt. Crowfoot	SC60 1 7/8" 12 pt. Crowfoot
SC46 1 7/16" 12 pt. Crowfoot	SC62 1 15/16" 12 pt. Crowfoot
SC48 1 1/2" 12 pt. Crowfoot	SC64 2" 12 pt. Crowfoot
SC50 1 5/8" 12 pt. Crowfoot	258 CLIP RAIL



S16K	
ST1214..... 7/16" 12 pt. Skt.	ST1232..... 1" 12 pt. Skt.
ST1216..... 1/2" 12 pt. Skt.	ST1234..... 1 1/16" 12 pt. Skt.
ST1218..... 9/16" 12 pt. Skt.	ST1236..... 1 1/8" 12 pt. Skt.
ST1220..... 5/8" 12 pt. Skt.	ST1240..... 1 1/4" 12 pt. Skt.
ST1222..... 11/16" 12 pt. Skt.	SF51 10" Reversible Ratchet
ST1224..... 3/4" 12 pt. Skt.	S110P 5" Extension
ST1226..... 13/16" 12 pt. Skt.	S140 Universal Joint
ST1228..... 7/8" 12 pt. Skt.	95 METAL BOX
ST1230..... 15/16" 12 pt. Skt.	

TOOLS

S17K

ST1214..... 7/16" 12 pt. Std. Skt.	ST1232..... 1" 12 pt. Std. Skt.
ST1216..... 1/2" 12 pt. Std. Skt.	ST1234..... 1 1/16" 12 pt. Std. Skt.
ST1218..... 9/16" 12 pt. Std. Skt.	ST1236..... 1 1/8" 12 pt. Std. Skt.
ST1220..... 5/8" 12 pt. Std. Skt.	ST1240..... 1 1/4" 12 pt. Std. Skt.
ST1222..... 11/16" 12 pt. Std. Skt.	SF41 17" Flex Handle
ST1224..... 3/4" 12 pt. Std. Skt.	SF51 10" Ratchet
ST1226..... 13/16" 12 pt. Std. Skt.	S110P 5" Extension
ST1228..... 7/8" 12 pt. Std. Skt.	S140 Universal Joint
ST1230..... 15/16" 12 pt. Std. Skt.	99 TOOL BOX



S18K

ST1214..... 7/16" 12 pt. Skt.	S102P..... 2" Extension
ST1216..... 1/2" 12 pt. Skt.	S110P 5" Extension
ST1218..... 9/16" 12 pt. Skt.	S115P 10" Extension
ST1220..... 5/8" 12 pt. Skt.	S140 Universal Joint
ST1222..... 11/16" 12 pt. Skt.	SF41 17" Flexible Handle
ST1224..... 3/4" 12 pt. Skt.	SF51 10" Reversible Ratchet
ST1226..... 13/16" 12 pt. Skt.	SH129 1/2"F to 3/8"M Adaptor
ST1228..... 7/8" 12 pt. Skt.	SH130 1/2"F to 3/4"M Adaptor
ST1230..... 15/16" 12 pt. Skt.	95 TOOL BOX
ST1232..... 1" 12 pt. Skt.	




S19K

ST612..... 3/8" 6 pt. Std. Skt.	ST632..... 1" 6 pt. Std. Skt.
ST614..... 7/16" 6 pt. Std. Skt.	ST634..... 1 1/16" 6 pt. Std. Skt.
ST616..... 1/2" 6 pt. Std. Skt.	ST636..... 1 1/8" 6 pt. Std. Skt.
ST618..... 9/16" 6 pt. Std. Skt.	ST640..... 1 1/4" 6 pt. Std. Skt.
ST620..... 5/8" 6 pt. Std. Skt.	SF41 17" Flex Handle
ST622..... 11/16" 6 pt. Std. Skt.	SF51 10" Ratchet
ST624..... 3/4" 6 pt. Std. Skt.	S110P 5" Extension
ST626..... 13/16" 6 pt. Std. Skt.	S115P 10" Extension
ST628..... 7/8" 6 pt. Std. Skt.	95 TOOL BOX
ST630..... 15/16" 6 pt. Std. Skt.	



1/2" Drive Socket Sets – Chrome



S22K	
ST1212..... 3/8" 12 pt. Std. Skt.	ST1236..... 1 1/8" 12 pt. Std. Skt.
ST1214..... 7/16" 12 pt. Std. Skt.	ST1238..... 1 3/8" 12 pt. Std. Skt.
ST1216..... 1/2" 12 pt. Std. Skt.	ST1240..... 1 1/4" 12 pt. Std. Skt.
ST1218..... 9/16" 12 pt. Std. Skt.	SF41..... 17" Flex Handle
ST1220..... 5/8" 12 pt. Std. Skt.	SF51..... 10" Ratchet
ST1222..... 11/16" 12 pt. Std. Skt.	S102P..... 2" Extension
ST1224..... 3/4" 12 pt. Std. Skt.	S110P..... 5" Extension
ST1226..... 13/16" 12 pt. Std. Skt.	S115P..... 10" Extension
ST1228..... 7/8" 12 pt. Std. Skt.	S140..... Universal Joint
ST1230..... 15/16" 12 pt. Std. Skt.	S15..... Drive Speeder
ST1232..... 1" 12 pt. Std. Skt.	258..... CLIP RAIL
ST1234..... 1 1/16" 12 pt. Skt.	99..... TOOL BOX



S24K	
ST1214..... 7/16" 12 pt. Skt.	SD1216..... 1/2" 12 pt. Deep Skt.
ST1216..... 1/2" 12 pt. Skt.	SD1218..... 9/16" 12 pt. Deep Skt.
ST1218..... 9/16" 12 pt. Skt.	SD1220..... 5/8" 12 pt. Deep Skt.
ST1220..... 5/8" 12 pt. Skt.	SD1222..... 11/16" 12 pt. Deep Skt.
ST1222..... 11/16" 12 pt. Skt.	SD1224..... 3/4" 12 pt. Deep Skt.
ST1224..... 3/4" 12 pt. Skt.	SD1226..... 13/16" 12 pt. Deep Skt.
ST1226..... 13/16" 12 pt. Skt.	SD1228..... 7/8" 12 pt. Deep Skt.
ST1228..... 7/8" 12 pt. Skt.	SD1230..... 15/16" 12 pt. Deep Skt.
ST1230..... 15/16" 12 pt. Skt.	SF41..... 17" Flexible Handle
ST1232..... 1" 12 pt. Skt.	SF51..... 10" Reversible Ratchet
ST1234..... 1 1/16" 12 pt. Skt.	S115P..... 10" Extension
ST1236..... 1 1/8" 12 pt. Skt.	BX21..... TOOL BOX
ST1240..... 1 1/4" 12 pt. Skt.	

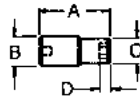


S36K		32 PIECES	
ST1212..... 3/8" 12 pt. Std. Skt.	SD1216..... 1/2" 12 pt. Deep Skt.		
ST1214..... 7/16" 12 pt. Std. Skt.	SD1218..... 9/16" 12 pt. Deep Skt.		
ST1216..... 1/2" 12 pt. Std. Skt.	SD1220..... 5/8" 12 pt. Deep Skt.		
ST1218..... 9/16" 12 pt. Std. Skt.	SD1222..... 11/16" 12 pt. Deep Skt.		
ST1220..... 5/8" 12 pt. Std. Skt.	SD1224..... 3/4" 12 pt. Deep Skt.		
ST1222..... 11/16" 12 pt. Std. Skt.	SD1226..... 13/16" 12 pt. Deep Skt.		
ST1224..... 3/4" 12 pt. Std. Skt.	SD1228..... 7/8" 12 pt. Deep Skt.		
ST1226..... 13/16" 12 pt. Std. Skt.	SD1230..... 15/16" 12 pt. Deep Skt.		
ST1228..... 7/8" 12 pt. Std. Skt.	SD1232..... 1" 12 pt. Deep Skt.		
ST1230..... 15/16" 12 pt. Std. Skt.	SD1234..... 1 1/16" 12 pt. Deep Skt.		
ST1232..... 1" 12 pt. Std. Skt.	SD1236..... 1 1/8" 12 pt. Deep Skt.		
ST1234..... 1 1/16" 12 pt. Std. Skt.	S15..... 17 1/2" Speed Handle		
ST1236..... 1 1/8" 12 pt. Std. Skt.	S110P..... 5" Extension		
ST1240..... 1 1/4" 12 pt. Std. Skt.	S115P..... 10" Extension		
	S140..... Universal Joint		
	SF41..... 17" Flex Handle		
	SF51..... 10" Reversible Ratchet		
	SH130..... 1/2" F x 3/4" M Adaptor		
	BX21..... TOOL BOX		

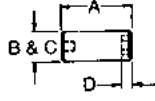
TOOLS

Martin

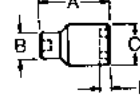
1/2" Drive Metric Socket Wrenches — Chrome



TYPE I



TYPE II



TYPE III



1/2" Square Drive 12 Point Standard — Metric


Opening	Type	Length	Drive End	Opening End	Minimum Depth	Wt. Ea. Lbs.	Chrome	Std. Qty.	Opening
		A	B	C	D		Part No.		
9 mm	I	1 15/32	13/16	33/64	7/32	.09	STM1209	5	9 mm
10 mm	I	1 15/32	13/16	37/64	15/64	.09	STM1210	5	10 mm
11 mm	I	1 15/32	13/16	41/64	9/32	.09	STM1211	5	11 mm
12 mm	I	1 15/32	13/16	11/16	5/16	.10	STM1212	5	12 mm
13 mm	I	1 15/32	13/16	47/64	5/16	.10	STM1213	5	13 mm
14 mm	II	1 15/32	—	13/16	11/32	.12	STM1214	5	14 mm
15 mm	II	1 15/32	—	55/64	11/32	.13	STM1215	5	15 mm
16 mm	II	1 15/32	—	7/8	3/8	.13	STM1216	5	16 mm
17 mm	II	1 15/32	—	15/16	3/8	.17	STM1217	5	17 mm
18 mm	II	1 15/32	—	1	13/32	.14	STM1218	5	18 mm
19 mm	II	1 15/32	—	1 1/16	7/16	.19	STM1219	5	19 mm
20 mm	II	1 1/2	—	1 3/32	29/64	.17	STM1220	5	20 mm
21 mm	II	1 1/8	—	1 3/64	15/32	.24	STM1221	5	21 mm
22 mm	II	1 5/8	—	1 11/64	1/2	.24	STM1222	5	22 mm
23 mm	II	1 5/8	—	1 1/32	33/64	.25	STM1223	5	23 mm
24 mm	II	1 5/8	—	1 1/4	35/64	.29	STM1224	5	24 mm
25 mm	II	1 11/16	—	1 1/16	9/16	.29	STM1225	5	25 mm
26 mm	III	1 3/4	1 3/32	1 3/8	19/32	.30	STM1226	5	26 mm
27 mm	III	1 3/4	1 3/32	1 13/32	5/8	.30	STM1227	5	27 mm
30 mm	III	1 7/8	1 1/2	1 37/64	21/32	.40	STM1230	5	30 mm
32 mm	III	1 59/64	1 1/2	1 21/32	3/4	.44	STM1232	5	32 mm
36 mm	III	2	1 23/64	1 61/64	29/32	.46	STM1236	5	36 mm

1/2" Square Drive 12 Point Deep — Metric

Opening	Type	Length	Drive End	Opening End	Minimum Depth	Wt. Ea. Lbs.	Chrome	Std. Qty.	Opening
		A	B	C	D		Part No.		
10 mm	I	79.5 mm	22.1 mm	15.2 mm	16.0 mm	.22	SMD1210	5	10 mm
11 mm	I	79.5 mm	22.1 mm	18.3 mm	17.0 mm	.22	SMD1211	5	11 mm
12 mm	I	79.5 mm	22.1 mm	18.8 mm	18.0 mm	.22	SMD1212	5	12 mm
13 mm	I	79.5 mm	22.1 mm	19.3 mm	20.1 mm	.26	SMD1213	5	13 mm
14 mm	I	79.5 mm	22.1 mm	21.8 mm	23.9 mm	.26	SMD1214	5	14 mm
15 mm	II	79.5 mm	21.8 mm	21.8 mm	26.9 mm	.26	SMD1215	5	15 mm
16 mm	II	79.5 mm	22.1 mm	22.1 mm	30.0 mm	.32	SMD1216	5	16 mm
17 mm	II	79.5 mm	24.4 mm	24.4 mm	31.0 mm	.32	SMD1217	5	17 mm
18 mm	II	79.5 mm	25.4 mm	25.4 mm	31.0 mm	.33	SMD1218	5	18 mm
19 mm	II	79.5 mm	26.9 mm	26.9 mm	33.0 mm	.38	SMD1219	5	19 mm
20 mm	II	79.5 mm	27.9 mm	27.9 mm	33.0 mm	.41	SMD1220	5	20 mm
21 mm	II	79.5 mm	28.4 mm	28.4 mm	33.0 mm	.41	SMD1221	5	21 mm
22 mm	II	79.5 mm	30.2 mm	30.2 mm	33.0 mm	.46	SMD1222	5	22 mm
23 mm	II	79.5 mm	31.0 mm	31.0 mm	33.0 mm	.51	SMD1223	5	23 mm
24 mm	II	79.5 mm	32.0 mm	32.0 mm	35.1 mm	.57	SMD1224	5	24 mm
25 mm	II	79.5 mm	33.3 mm	33.3 mm	35.1 mm	.70	SMD1225	5	25 mm
26 mm	II	79.5 mm	34.0 mm	34.0 mm	35.1 mm	.74	SMD1226	5	26 mm
27 mm	II	79.5 mm	35.8 mm	35.8 mm	35.1 mm	.78	SMD1227	5	27 mm

TOOLS

1/2" Drive Metric Socket Wrenches — Chrome



1/2" Drive Hex Bit Sockets


Bit Size	Type	Length	Drive End	Opening End	Bit Length	Wt. Ea. Lbs.	Chrome	Replacement Hex Bits	Std. Pkg. Qty.	Bit Size
		A	B	C	D		Part No.			
1/2" DR		6MM	83.5mm	23.74mm	45.5mm	0.2	SA6MM	SA6MMB	5	6mm
1/2" DR		8MM	83.5mm	23.74mm	45.5mm	0.2	SA8MM	SA8MMB	5	8mm
1/2" DR		10MM	83.5mm	23.74mm	45.5mm	0.25	SA10MM	SA10MMB	5	10mm
1/2" DR		12MM	92.5mm	25.75mm	54.5mm	0.35	SA12MM	SA12MMB	5	12mm
1/2" DR		14MM	92.5mm	25.75mm	54.5mm	0.4	SA14MM	SA14MMB	5	14mm
1/2" DR		17MM	100mm	27.75mm	62.7mm	0.6	SA17MM	SA17MMB	5	17mm
1/2" DR		19MM	100mm	27.75mm	62.7mm	0.65	SA19MM	SA19MMB	5	19mm

TOOLS





1/2" Drive Metric Sockets & Sets — Chrome


MS10K	
SMD1216 16 mm 12 pt. Deep Skt.	SMD1222 22 mm 12 pt. Deep Skt.
SMD1217 17 mm 12 pt. Deep Skt.	SMD1224 24 mm 12 pt. Deep Skt.
SMD1218 18 mm 12 pt. Deep Skt.	SMD1225 25 mm 12 pt. Deep Skt.
SMD1219 19 mm 12 pt. Deep Skt.	SMD1226 26 mm 12 pt. Deep Skt.
SMD1220 20 mm 12 pt. Deep Skt.	261 CLIP RAIL
SMD1221 21 mm 12 pt. Deep Skt.	




MS16K	
STM1210 10 mm 12 pt. Std. Skt.	STM1219 19 mm 12 pt. Std. Skt.
STM1211 11 mm 12 pt. Std. Skt.	STM1220 20 mm 12 pt. Std. Skt.
STM1212 12 mm 12 pt. Std. Skt.	STM1221 21 mm 12 pt. Std. Skt.
STM1213 13 mm 12 pt. Std. Skt.	STM1222 22 mm 12 pt. Std. Skt.
STM1214 14 mm 12 pt. Std. Skt.	STM1223 23 mm 12 pt. Std. Skt.
STM1215 15 mm 12 pt. Std. Skt.	SF51 10" Ratchet
STM1216 16 mm 12 pt. Std. Skt.	S110P 5" Extension
STM1217 17 mm 12 pt. Std. Skt.	95 TOOL BOX
STM1218 18 mm 12 pt. Std. Skt.	



MS17K		METRIC
STM1210 10 mm 12 pt. Skt.	STM1219 19 mm 12 pt. Skt.	
STM1211 11 mm 12 pt. Skt.	STM1220 20 mm 12 pt. Skt.	
STM1212 12 mm 12 pt. Skt.	STM1221 21 mm 12 pt. Skt.	
STM1213 13 mm 12 pt. Skt.	STM1222 22 mm 12 pt. Skt.	
STM1214 14 mm 12 pt. Skt.	STM1224 24 mm 12 pt. Skt.	
STM1215 15 mm 12 pt. Skt.	SF51 10" Reversible Ratchet	
STM1216 16 mm 12 pt. Skt.	SF41 17" Flexible Handle	
STM1217 17 mm 12 pt. Skt.	S110P 5" Extension	
STM1218 18 mm 12 pt. Skt.	95 TOOL BOX	

MS18K		METRIC
STM1209 9 mm 12 pt. Skt.	STM1219 19 mm 12 pt. Skt.	
STM1210 10 mm 12 pt. Skt.	STM1220 20 mm 12 pt. Skt.	
STM1211 11 mm 12 pt. Skt.	STM1221 21 mm 12 pt. Skt.	
STM1212 12 mm 12 pt. Skt.	STM1222 22 mm 12 pt. Skt.	
STM1213 13 mm 12 pt. Skt.	STM1224 24 mm 12 pt. Skt.	
STM1214 14 mm 12 pt. Skt.	STM1227 27 mm 12 pt. Skt.	
STM1215 15 mm 12 pt. Skt.	STM1230 30 mm 12 pt. Skt.	
STM1216 16 mm 12 pt. Skt.	STM1232 32 mm 12 pt. Skt.	
STM1217 17 mm 12 pt. Skt.	256 CLIP RAIL	
STM1218 18 mm 12 pt. Skt.		

BC10KM		METRIC
BA4MM..... 4MM Hex Bit Skt. 3/8" Dr.	BA10MM .. 10MM Hex Bit Skt. 3/8" Dr.	
BA5MM..... 5MM Hex Bit Skt. 3/8" Dr.	SA12MM .. 12MM Hex Bit Skt. 1/2" Dr.	
BA6MM..... 6MM Hex Bit Skt. 3/8" Dr.	SA14MM .. 14MM Hex Bit Skt. 1/2" Dr.	
BA7MM..... 7MM Hex Bit Skt. 3/8" Dr.	SA17MM .. 17MM Hex Bit Skt. 1/2" Dr.	
BA8MM..... 8MM Hex Bit Skt. 3/8" Dr.	254..... TWIST LOCK CLIP RAIL	
BA9MM..... 9MM Hex Bit Skt. 3/8" Dr.		

TOOLS

1/2" Drive Metric Sockets & Sets — Chrome



MS27K			
STM1210.....	10 mm 12 pt. Std. Skt.	STM1224.....	24 mm 12 pt. Std. Skt.
STM1211.....	11 mm 12 pt. Std. Skt.	STM1225.....	25 mm 12 pt. Std. Skt.
STM1212.....	12 mm 12 pt. Std. Skt.	STM1226.....	26 mm 12 pt. Std. Skt.
STM1213.....	13 mm 12 pt. Std. Skt.	STM1227.....	27 mm 12 pt. Std. Skt.
STM1214.....	14 mm 12 pt. Std. Skt.	STM1230.....	30 mm 12 pt. Std. Skt.
STM1215.....	15 mm 12 pt. Std. Skt.	STM1232.....	32 mm 12 pt. Std. Skt.
STM1216.....	16 mm 12 pt. Std. Skt.	STM1236.....	36 mm 12 pt. Std. Skt.
STM1217.....	17 mm 12 pt. Std. Skt.	SF41.....	17" Flex Handle
STM1218.....	18 mm 12 pt. Std. Skt.	SF51.....	10" Ratchet
STM1219.....	19 mm 12 pt. Std. Skt.	S102P.....	2" Extension
STM1220.....	20 mm 12 pt. Std. Skt.	S110P.....	5" Extension
STM1221.....	21 mm 12 pt. Std. Skt.	S115P.....	10" Extension
STM1222.....	22 mm 12 pt. Std. Skt.	S140.....	Universal Joint
STM1223.....	23 mm 12 pt. Std. Skt.	248.....	CLIP RAIL
		258.....	CLIP RAIL
		BX21.....	TOOL BOX

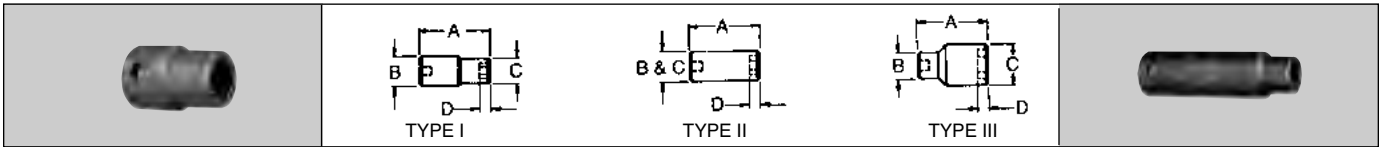


MS31K			
STM1210.....	10 mm 12 pt. Std. Skt.	SMD1216.....	16 mm 12 pt. Deep Skt.
STM1211.....	11 mm 12 pt. Std. Skt.	SMD1217.....	17 mm 12 pt. Deep Skt.
STM1212.....	12 mm 12 pt. Std. Skt.	SMD1218.....	18 mm 12 pt. Deep Skt.
STM1213.....	13 mm 12 pt. Std. Skt.	SMD1219.....	19 mm 12 pt. Deep Skt.
STM1214.....	14 mm 12 pt. Std. Skt.	SMD1220.....	20 mm 12 pt. Deep Skt.
STM1215.....	15 mm 12 pt. Std. Skt.	SMD1221.....	21 mm 12 pt. Deep Skt.
STM1216.....	16 mm 12 pt. Std. Skt.	SMD1222.....	22 mm 12 pt. Deep Skt.
STM1217.....	17 mm 12 pt. Std. Skt.	SMD1224.....	24 mm 12 pt. Deep Skt.
STM1218.....	18 mm 12 pt. Std. Skt.	SMD1225.....	25 mm 12 pt. Deep Skt.
STM1219.....	19 mm 12 pt. Std. Skt.	SMD1226.....	26 mm 12 pt. Deep Skt.
STM1220.....	20 mm 12 pt. Std. Skt.	S110P.....	5" Extension
STM1221.....	21 mm 12 pt. Std. Skt.	S115P.....	10" Extension
STM1222.....	22 mm 12 pt. Std. Skt.	SF41.....	17" Flexible Handle
STM1223.....	23 mm 12 pt. Std. Skt.	SF51.....	10" Reversible Ratchet
STM1224.....	24 mm 12 pt. Std. Skt.	258.....	CLIP RAIL
STM1225.....	25 mm 12 pt. Std. Skt.	261.....	CLIP RAIL
STM1226.....	26 mm 12 pt. Std. Skt.	BX21.....	TOOL BOX

TOOLS

Martin

1/2" Drive Power/Impact



Martin Heavy Duty Power Impact Sockets are Specially Designed for Use with All Types of Power Wrenches. All Sockets are Hot Forged from the Finest Alloy Steels for Maximum Strength and Durability. Heat Treated by Carefully Controlled Methods, the Sockets are Accurately Broached in 6 Point Openings. All Power Impact Sockets are Finished in Rust Resistant Black Oxide.


1/2" Square Drive 6 Point Standard									
Opening	Type	Length	Drive End	Opening End	Minimum Depth	Wt. Ea. Lbs.	Chrome	Std. Qty.	Opening
							Part No.		
		A	B	C	D				
3/8	I	1 15/32	15/16	2 1/32	5/32	.14	4612	5	3/8
7/16	I	1 15/32	15/16	4 5/64	7/32	.16	4614	5	7/16
1/2	I	1 15/32	15/16	2 5/32	7/64	.18	4616	5	1/2
9/16	I	1 15/32	15/16	5 5/64	2 1/64	.17	4618	5	9/16
5/8	II	1 15/32	—	1 5/16	3/8	.20	4620	5	5/8
1 1/16	II	1 1/2	—	1	3/8	.23	4622	5	1 1/16
3/4	II	1 1/2	—	1 3/4	7/16	.23	4624	5	3/4
13/16	II	1 1/8	—	1 1/2	2 3/64	.25	4626	5	13/16
7/8	II	1 5/8	—	1 3/2	1/2	.31	4628	5	7/8
15/16	II	1 5/8	—	1 19/64	5 5/64	.33	4630	5	15/16
1	III	1 11/16	1 3/8	1 23 5/64	2 3/64	.45	4632	5	1
1 1/16	III	1 3/4	1 3/8	1 1/2	5/8	.50	4634	5	1 1/16
1 1/8	III	1 13/16	1 3/8	1 1/2	2 1/32	.60	4636	5	1 1/8
1 1/4	III	1 7/8	1 3/8	1 11/16	2 1/32	.65	4638	5	1 1/4
1 1/2	III	1 5 3/64	1 3/8	1 3/4	3/4	.70	4640	5	1 1/2
1 5/8	III	2	1 3/8	2 1/4	1 1/8	.80	4642	5	1 5/8
1 3/4	III	2 1/16	1 17/32	2 1/16	1 1/8	.95	4644	5	1 3/4
1 7/8	III	2 1/8	1 17/32	2 5/32	1 3/8	1.00	4646	5	1 7/8
2	III	2 1/8	1 17/32	2 15/64	1 3/8	1.15	4648	5	2

1/2" Square Drive 6 Point Deep									
Opening	Type	Length	Drive End	Opening End	Minimum Depth	Wt. Ea. Lbs.	Chrome	Std. Qty.	Opening
							Part No.		
		A	B	C	D				
3/8	I	3 1/4	15/16	5/8	5/32	.42	14612	5	3/8
7/16	I	3 1/4	15/16	4 5/64	7/32	.42	14614	5	7/16
1/2	I	3 1/4	15/16	2 5/32	1 1/64	.43	14616	5	1/2
9/16	I	3 1/4	15/16	5 5/64	2 1/64	.43	14618	5	9/16
5/8	II	3 1/4	—	1 5/16	3/8	.40	14620	5	5/8
1 1/16	II	3 1/4	—	1	2 35 5/64	.37	14622	5	1 1/16
3/4	II	3 1/4	—	1 3/4	2 1/2	.45	14624	5	3/4
13/16	II	3 1/4	—	1 1/2	2 1/2	.49	14626	5	13/16
7/8	II	3 1/4	—	1 3/2	2 3/4	.54	14628	5	7/8
15/16	II	3 1/4	—	1 19 5/64	2 27 5/64	.62	14630	5	15/16
1	III	3 1/2	1 3/2	1 23 5/64	2 45 5/64	.57	14632	5	1
1 1/16	III	3 1/2	1 3/4	1 1/2	2 21 5/32	.62	14634	5	1 1/16
1 1/8	III	3 1/2	1 3/4	1 5/8	2 5/8	.62	14636	5	1 1/8
1 1/4	III	3 1/2	1 3/4	1 3/4	2 19 5/32	.73	14638	5	1 1/4
1 1/2	III	3 1/2	1 3/4	1 41 5/64	2 19 5/32	.73	14640	5	1 1/2
1 5/8	III	3 3/8	1 3/4	2 1/4	2 1/8	.85	14642	5	1 5/8
1 3/4	III	3 3/8	1 17 5/32	2 1/8	2 35 5/64	.89	14644	5	1 3/4
1 7/8	III	3 3/8	1 17 5/32	2 5/8	2 1/2	.9	14646	5	1 7/8
2	III	3 3/8	1 17 5/32	2 15 5/64	2 1/2	1.0	14648	5	2

Item	Description	Wt. Ea. Lbs.	Part No.	Std. Pkg. Qty.
	1/2 U-Joint	.44	4140A	5
	1/2 F x 3/8M	.13	42A	5
	1/2 F x 1/4M	.44	46	5
	6" Extension	.67	4105A	5

TOOLS

1/2" Drive Power/Impact Sets



IS6K	
4616	1/2" 6 pt. Skt.
4618	9/16" 6 pt. Skt.
4620	5/8" 6 pt. Skt.
4622	11/16" 6 pt. Skt.
4624	3/4" 6 pt. Skt.
4626	13/16" 6 pt. Skt.
248	CLIP RAIL



IS6KD	
14616	1/2" 6 pt. Deep Skt.
14618	9/16" 6 pt. Deep Skt.
14620	5/8" 6 pt. Deep Skt.
14622	11/16" 6 pt. Deep Skt.
14624	3/4" 6 pt. Deep Skt.
14626	13/16" 6 pt. Deep Skt.
248	CLIP RAIL

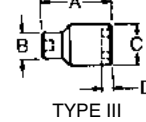
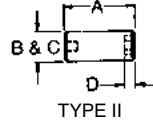
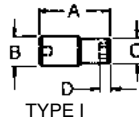


IS10KD	
14614	7/16" 6 pt. Deep Skt.
14616	1/2" 6 pt. Deep Skt.
14618	9/16" 6 pt. Deep Skt.
14620	5/8" 6 pt. Deep Skt.
14622	11/16" 6 pt. Deep Skt.
14624	3/4" 6 pt. Deep Skt.
14626	13/16" 6 pt. Deep Skt.
14628	7/8" 6 pt. Deep Skt.
14630	15/16" 6 pt. Deep Skt.
14632	1" 6 pt. Deep Skt.
261	CLIP RAIL

TOOLS



1/2" Drive Metric Socket Sets Power/Impact



1/2" Square Drive 6 Point Standard — Metric

Opening	Type	Length	Drive End	Opening End	Minimum Depth	Wt. Ea. Lbs.	Chrome	Std. Qty.	Opening
		A	B	C	D		Part No.		
13 mm	I	38.0 mm	24.7 mm	18.9 mm	8.0 mm	.17	4M613	5	13 mm
14 mm	I	38.0 mm	24.7 mm	20.3 mm	9.0 mm	.17	4M614	5	14 mm
15 mm	II	38.0 mm	24.7 mm	24.7 mm	9.0 mm	.17	4M615	5	15 mm
16 mm	II	38.0 mm	24.7 mm	24.7 mm	10.0 mm	.17	4M616	5	16 mm
17 mm	II	38.0 mm	26.3 mm	26.3 mm	11.0 mm	.17	4M617	5	17 mm
18 mm	II	38.0 mm	27.2 mm	27.2 mm	12.0 mm	.17	4M618	5	18 mm
19 mm	II	41.0 mm	29.5 mm	29.5 mm	12.0 mm	.09	4M619	5	19 mm
21 mm	II	41.0 mm	32.0 mm	32.0 mm	13.0 mm	.09	4M621	5	21 mm
22 mm	II	41.0 mm	33.0 mm	33.0 mm	14.0 mm	.09	4M622	5	22 mm
24 mm	II	41.0 mm	35.5 mm	35.5 mm	14.5 mm	.09	4M624	5	24 mm
27 mm	II	41.0 mm	39.6 mm	39.6 mm	14.5 mm	.09	4M627	5	27 mm

MIS6K

4M613 13 mm 6 pt. Std. Skt. 4M617 17 mm 6 pt. Std. Skt.
 4M614 14 mm 6 pt. Std. Skt. 4M618 18 mm 6 pt. Std. Skt.
 4M615 15 mm 6 pt. Std. Skt. 248 CLIP RAIL
 4M616 16 mm 6 pt. Std. Skt.

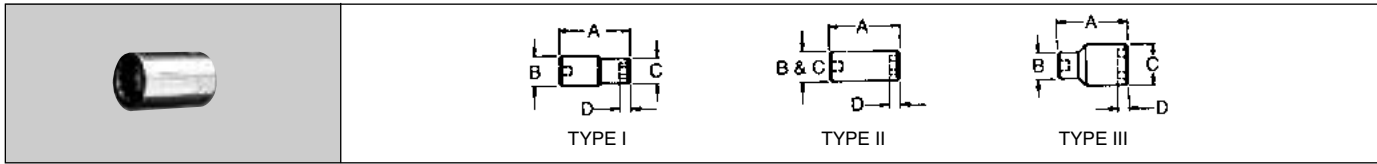


MIS11K

4M613 13 mm 6 pt. Std. Skt. 4M619 19 mm 6 pt. Std. Skt.
 4M614 14 mm 6 pt. Std. Skt. 4M621 21 mm 6 pt. Std. Skt.
 4M615 15 mm 6 pt. Std. Skt. 4M622 22 mm 6 pt. Std. Skt.
 4M616 16 mm 6 pt. Std. Skt. 4M624 24 mm 6 pt. Std. Skt.
 4M617 17 mm 6 pt. Std. Skt. 4M627 27 mm 6 pt. Std. Skt.
 4M618 18 mm 6 pt. Std. Skt. 248 CLIP RAIL



3/4" Drive Sockets & Attachments — Chrome



3/4" Square Drive 12 Point Standard Chrome									
Opening	Type	Length	Drive End	Opening End	Minimum Depth	Wt. Ea. Lbs.	Chrome	Std. Qty.	Opening
							Part No.		
3/4"	I	2	1 19/64	1 13/64	1/2	.40	H1224	5	3/4"
13/16"	II	2	—	1 19/64	1/2	.41	H1226	5	13/16"
7/8"	II	2	—	1 11/32	1/2	.35	H1228	5	7/8"
15/16"	II	2	—	1 3/8	5/64	.43	H1230	5	15/16"
1"	II	2 1/16	—	1 1/16	35/64	.50	H1232	5	1"
1 1/16"	III	2 1/16	1 1/16	1 1/16	3/8	.57	H1234	5	1 1/16"
1 1/8"	III	2 1/8	1 1/8	1 1/8	21/32	.65	H1236	5	1 1/8"
1 3/16"	III	2 1/8	1 1/8	1 11/16	21/32	.59	H1238	5	1 3/16"
1 1/4"	III	2 1/8	1 1/8	1 13/16	3/4	.78	H1240	5	1 1/4"
1 5/16"	III	2 1/4	1 1/8	1 7/8	49/64	.79	H1242	3	1 5/16"
1 3/8"	III	2 1/4	1 1/8	1 7/8	25/32	.69	H1244	3	1 3/8"
1 1/2"	III	2 5/16	1 1/8	2 1/64	7/8	.87	H1246	3	1 1/2"
1 1/2"	III	2 5/16	1 35/64	2 3/32	55/64	.94	H1248	3	1 1/2"
1 5/8"	III	2 5/16	1 19/32	2 3/32	5/64	.91	H1250	3	1 5/8"
1 7/8"	III	2 5/8	1 19/32	2 3/32	1	.98	H1252	3	1 7/8"
1 11/16"	III	2 7/16	1 5/8	2 7/32	1	1.00	H1254	3	1 11/16"
1 3/4"	III	2 1/2	1 21/32	2 7/16	1 1/32	1.23	H1256	3	1 3/4"
1 13/16"	III	2 13/16	1 3/4	2 3/8	1 1/8	1.31	H1258	3	1 13/16"
1 7/8"	III	2 7/8	1 3/4	2 15/32	1 1/8	1.33	H1260	3	1 7/8"
2"	III	3	1 3/4	2 39/64	1 1/32	1.54	H1264	1	2"
2 1/16"	III	3 3/32	1 15/16	2 23/32	1 1/32	2.13	H1266	1	2 1/16"
2 1/8"	III	3 1/16	1 15/16	2 55/64	1 1/32	2.19	H1268	1	2 1/8"
2 1/4"	III	3 1/8	1 15/16	2 55/64	1 3/8	2.00	H1270	1	2 1/4"
2 1/2"	III	3 1/4	2	3 1/16	1 3/8	2.50	H1272	1	2 1/2"
2 3/4"	III	3 1/2	2	3 1/8	1 3/8	2.16	H1276	1	2 3/4"

Item	Description	Wt. Ea. Lbs.	Chrome Part No.	Black Part No.	Std. Pkg. Qty.	3/4" ATTACHMENTS
Flex Hdle.	21 1/8" Flexible Hdle.	5.63	H41A		1	
Flex Hdle.	21 1/8" Flexible Hdle.	5.63		BLKH41A	1	
Ratchet Repair Kit	18" Rev. Ratchet Ratchet Repair Kit	5.38 1.00	H51 H51RU		1 1	
Ratchet Repair Kit	24" Rev. Ratchet Ratchet Repair Kit	5.38 1.00		BLKH51 BLKH51RU	1 1	
Sliding T	17 1/2" Sliding HdL.	2.45	H20A		1	
Extension	3 1/2" Extension	1.27	H104		1	
Extension	8" Extension	2.25	H110		1	
Extension	16" Extension	3.13	H115		1	
Universal	U-Joint	1.08	H140		1	

TOOLS

H12K

H1228..... 7/8" 12 pt. Skt.	H1246..... 1 7/16" 12 pt. Skt.
H1230..... 15/16" 12 pt. Skt.	H1248..... 1 1/2" 12 pt. Skt.
H1234..... 1 1/16" 12 pt. Skt.	H1252..... 1 5/8" 12 pt. Skt.
H1236..... 1 1/8" 12 pt. Skt.	H51..... Rev. Ratchet
H1240..... 1 1/4" 12 pt. Skt.	H110..... 8" Extension
H1242..... 1 5/16" 12 pt. Skt.	96A..... METAL BOX
H1244..... 1 3/8" 12 pt. Skt.	



H17K

H1228..... 7/8" 12 pt. Skt.	H1252..... 1 5/8" 12 pt. Skt.
H1230..... 15/16" 12 pt. Skt.	H1256..... 1 3/4" 12 pt. Skt.
H1234..... 1 1/16" 12 pt. Skt.	H1258..... 1 13/16" 12 pt. Skt.
H1236..... 1 1/8" 12 pt. Skt.	H1260..... 1 7/8" 12 pt. Skt.
H1240..... 1 1/4" 12 pt. Skt.	H1264..... 2" 12 pt. Skt.
H1242..... 1 5/16" 12 pt. Skt.	H51..... Rev. Ratchet
H1244..... 1 3/8" 12 pt. Skt.	H110..... 8" Extension
H1246..... 1 7/16" 12 pt. Skt.	H115..... 16" Extension
H1248..... 1 1/2" 12 pt. Skt.	237..... METAL BOX



H20K

H51..... Rev. Ratchet	H1242..... 1 1/16" 12 pt. Skt.
H104..... 3 1/2" Extension	H1244..... 1 3/8" 12 pt. Skt.
H110..... 8" Extension	H1246..... 1 7/16" 12 pt. Skt.
H41A..... 21 5/8" Flexible Hdle.	H1248..... 1 1/2" 12 pt. Skt.
H1228..... 7/8" 12 pt. Skt.	H1252..... 1 5/8" 12 pt. Skt.
H1230..... 15/16" 12 pt. Skt.	H1254..... 1 11/16" 12 pt. Skt.
H1232..... 1" 12 pt. Skt.	H1256..... 1 3/4" 12 pt. Skt.
H1234..... 1 1/16" 12 pt. Skt.	H1258..... 1 13/16" 12 pt. Skt.
H1236..... 1 1/8" 12 pt. Skt.	H1260..... 1 7/8" 12 pt. Skt.
H1240..... 1 1/4" 12 pt. Skt.	H1264..... 2" 12 pt. Skt.
	237..... TOOL BOX



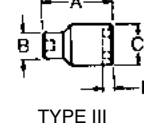
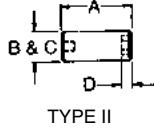
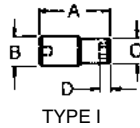
H22K

H51..... Rev. Ratchet	H1240..... 1 1/4" 12 pt. Skt.
H104..... 3 1/2" Extension	H1242..... 1 1/16" 12 pt. Skt.
H110..... 8" Extension	H1244..... 1 3/8" 12 pt. Skt.
H115..... 16" Extension	H1246..... 1 7/16" 12 pt. Skt.
H140..... Universal Joint	H1248..... 1 1/2" 12 pt. Skt.
H1228..... 7/8" 12 pt. Skt.	H1250..... 1 1/16" 12 pt. Skt.
H1230..... 15/16" 12 pt. Skt.	H1252..... 1 5/8" 12 pt. Skt.
H1232..... 1" 12 pt. Skt.	H1254..... 1 11/16" 12 pt. Skt.
H1234..... 1 1/16" 12 pt. Skt.	H1256..... 1 3/4" 12 pt. Skt.
H1236..... 1 1/8" 12 pt. Skt.	H1258..... 1 13/16" 12 pt. Skt.
	H1260..... 1 7/8" 12 pt. Skt.
	H1264..... 2" 12 pt. Skt.
	237..... TOOL BOX



3/4" Drive Power/Impact

Martin



3/4" Square Drive 6 Point Standard

Opening	Type	Length		Drive End		Opening End		Minimum Depth	Wt. Ea. Lbs.	Chrome	Std. Qty.	Opening
		A	B	C	D	Part No.						
5/8	I	2 1/8	1 5/8	1 5/8	5/32	.65	6620	5	5/8			
1 1/16	I	2 1/8	1 5/8	1 5/8	3/16	.66	6622	5	1 1/16			
3/4	I	2 1/8	1 5/8	1 15/64	9/16	.67	6624	5	3/4			
13/16	I	2 1/8	1 5/8	1 23/64	39/64	.75	6626	5	13/16			
7/8	I	2 1/8	1 5/8	1 1/2	39/64	.91	6628	5	7/8			
15/16	I	2 1/8	1 5/8	1 1/16	19/32	.77	6630	5	15/16			
1	II	2 1/8	—	1 5/8	35/64	.85	6632	5	1			
1 1/16	II	2 1/8	1 3/4	1 11/16	13/16	.83	6634	5	1 1/16			
1 1/8	II	2 1/8	—	1 3/4	13/16	.92	6636	5	1 1/8			
1 1/4	II	2 1/8	1 7/8	1 7/8	7/8	.94	6638	5	1 1/4			
1 1/2	II	2 1/8	2	2	29/32	1.24	6640	3	1 1/2			
1 5/8	II	2 1/8	2	2	49/64	1.38	6642	3	1 5/8			
1 3/4	III	2 1/4	1 29/32	2 1/8	29/32	1.38	6644	3	1 3/4			
1 7/8	III	2 1/4	1 29/32	2 1/8	51/64	1.33	6646	3	1 7/8			
2	III	2 1/2	1 29/32	2 5/16	59/64	1.71	6648	3	2			
2 1/16	III	2 1/2	1 29/32	2 13/32	59/64	1.80	6650	3	2 1/16			
1 5/8	III	2 1/2	1 29/32	2 1/16	1	1.83	6652	3	1 5/8			
1 11/16	III	2 5/8	1 29/32	2 1/2	1	1.90	6654	3	1 11/16			
1 3/4	III	2 5/8	1 29/32	2 5/16	1	2.01	6656	3	1 3/4			
1 13/16	III	2 5/8	1 29/32	2 5/8	1	2.16	6658	3	1 13/16			
1 7/8	III	2 3/4	1 29/32	2 23/32	1 1/16	2.20	6660	3	1 7/8			
1 15/16	III	2 3/4	1 29/32	2 13/16	1 1/16	2.25	6662	3	1 15/16			
2	III	2 1/2	1 29/32	2 15/16	1 1/16	2.30	6664	3	2			
2 1/8	III	2 7/8	1 29/32	2 31/32	1 35/64	—	6666	3	2 1/8			
2 1/4	III	3 1/8	1 29/32	3 3/4	1 23/32	—	6668	3	2 1/4			
2 1/2	III	3 1/8	1 29/32	3 3/4	1 13/16	—	6670	3	2 1/2			
2 3/8	III	3 3/8	1 29/32	3 1/2	1 51/64	—	6672	3	2 3/8			
2 1/2	III	3 3/4	1 29/32	3 3/8	2 1/16	—	6676	3	2 1/2			
2 5/8	III	3 3/4	1 29/32	2 1/4	1 15/16	—	6678	3	2 5/8			
2 7/8	III	3 3/4	2 1/4	3 17/32	1 15/16	—	6680	3	2 7/8			

3/4" Square Drive 6 Point Deep Socket








Opening	Type	Length		Drive End		Opening End		Minimum Depth	Wt. Ea. Lbs.	Chrome	Std. Qty.	Opening
		A	B	C	D	Part No.						
3/4	I	3 1/8	1 5/8	1 15/64	2 1/64	1.10	16624	5	3/4			
13/16	I	3 1/8	1 5/8	1 23/64	3/8	1.14	16626	5	13/16			
7/8	I	3 1/8	1 5/8	1 1/2	3/8	1.24	16628	5	7/8			
15/16	I	3 1/8	1 5/8	1 1/8	19/32	1.10	16630	5	15/16			
1	II	3 1/8	—	1 5/8	35/64	1.30	16632	5	1			
1 1/16	I	3 1/2	1 3/4	1 5/8	13/16	1.42	16634	5	1 1/16			
1 1/8	I	3 1/2	1 3/4	1 11/16	13/16	1.39	16636	3	1 1/8			
1 1/4	I	3 1/2	1 3/4	1 13/16	13/16	1.63	16638	3	1 1/4			
1 1/2	II	3 1/2	2	1 13/16	29/32	1.58	16640	3	1 1/2			
1 5/8	II	3 1/2	2	2	7/8	2.02	16642	3	1 5/8			
1 3/4	III	3 1/2	1 29/32	2 1/8	7/8	2.13	16644	3	1 3/4			
1 7/8	III	3 1/2	1 29/32	2 1/4	7/8	2.00	16646	3	1 7/8			
2	III	3 1/2	1 29/32	2 5/16	55/64	2.33	16648	3	2			
1 15/16	III	3 1/2	1 29/32	2 13/32	59/64	2.50	16650	3	1 15/16			
1 7/8	III	3 1/2	1 29/32	2 1/16	59/64	2.70	16652	3	1 7/8			
1 11/16	III	3 1/2	1 29/32	2 1/2	2 17/64	3.00	16654	3	1 11/16			
1 3/4	III	3 1/2	1 29/32	2 1/4	2 13/64	3.20	16656	3	1 3/4			
1 5/8	III	3 1/2	1 29/32	2 23/32	2 15/16	3.40	16660	3	1 5/8			
2	III	3 3/4	1 29/32	2 15/16	2 25/16	4.00	16664	3	2			
2 1/8	III	3 3/4	1 29/32	2 31/32	2 7/16	—	16666	3	2 1/8			
2 1/4	III	3 3/4	1 29/32	3 3/64	2 1/16	—	16668	3	2 1/4			
2 3/8	III	4 1/4	1 29/32	3 3/64	2 1/8	—	16670	3	2 3/8			
2 1/2	III	4 1/4	1 29/32	3 3/64	2 1/2	—	16672	3	2 1/2			
2 5/8	III	4 1/4	1 29/32	3 3/8	2 1/2	—	16676	3	2 5/8			
2 7/8	III	4 1/4	2 1/4	3 29/64	2 1/2	—	16678	3	2 7/8			
3	III	4 1/4	2 1/4	3 17/32	2 1/8	—	16680	3	3			

TOOLS




3/4" Drive Power/Impact Attachments & Socket Sets


3/4" Drive Power/Impact Attachments

3/4" ATTACHMENTS	Item	Description	Wt. Ea. Lbs.	Part No.	Std. Pkg. Qty.
	Adaptor	3/4F x 1/2M	.06	64A	5
	Adaptor	3/4F x 1M	.06	67	5
	Extension	7" Extension	1.77	6107	5
	Extension	10" Extension	2.25	6110	5
	Extension	13" Extension	4.15	6113	5
	Universal Joint	4 1/16 Lgth. Max.	.77	6140A	5
	Ret Ring®	Fits Part No. 64A	.01	M10005S	1
	Ret Ring®	Fits Part No. 67	.01	M10032S	1
	Ret Ring®	Fits Part No. 6107	.01	M10032S	1
	Ret Ring®	Fits Part No. 6110	.01	M10032S	1
	Ret Ring®	Fits Part No. 6113	.01	M10032S	1
	Ret Ring®	Fits Part No. 6140A	.01	M10032S	1
	Ret Ring®	Fits Part No. 6620 - 6634	.01	M10032S	1
	Ret Ring®	Fits Part No. 6636	.01	M10034S	1
	Ret Ring®	Fits Part No. 6638 - 6664	.01	M18708S	1
	Ret Ring®	Fits Part No. 16624 - 16634	.01	M10032S	1
	Ret Ring®	Fits Part No. 16636 - 16664	.01	M10034S	1

3/4" Drive 6 Point Deep 8 Pieces

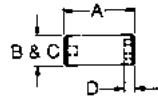
IH8K		
16628 7/8"	16636 1 1/8"	
16630 15/16"	16640 1 1/4"	
16632 1"	16642 1 5/8"	
16634 1 1/16"	16648 1 1/2"	

3/4" Drive 6 Point Standard 9 Pieces

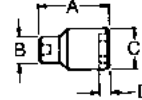
IH9K		
6624 3/4"	6634 1 1/16"	
6626 13/16"	6636 1 1/8"	
6628 7/8"	6638 1 3/8"	
6630 15/16"	6640 1 1/4"	
6632 1"		

TOOLS

1" Drive Chrome Sockets



TYPE II



TYPE III

1" Square Drive 12 Point Standard Chrome

Opening	Type	Length	Drive End	Opening End	Minimum Depth	Wt. Ea. Lbs.	Chrome	Std. Pkg. Qty.	Opening
		A	B	C	D		Part No.		
1 ¹ / ₁₆	II	2 ³ / ₃₂	1 ⁴¹ / ₆₄	1 ⁴¹ / ₆₄	⁵ / ₁₆	.90	X1234	1	1 ¹ / ₁₆
1 ¹ / ₈	II	2 ³ / ₃₂	1 ¹¹ / ₁₆	1 ¹¹ / ₁₆	²¹ / ₃₂	.90	X1236	1	1 ¹ / ₈
1 ³ / ₁₆	II	2 ³ / ₃₂	1 ³ / ₄	1 ³ / ₄	²¹ / ₃₂	.90	X1238	1	1 ³ / ₁₆
1 ¹ / ₄	II	2 ³ / ₃₂	1 ¹³ / ₁₆	1 ¹³ / ₁₆	³ / ₄	.90	X1240	1	1 ¹ / ₄
1 ³ / ₈	II	2 ¹¹ / ₃₂	1 ⁷ / ₈	1 ⁷ / ₈	⁴⁹ / ₆₄	.90	X1242	1	1 ³ / ₈
1 ¹ / ₂	II	2 ⁷ / ₁₆	1 ³ / ₄	1 ¹⁵ / ₁₆	²⁵ / ₃₂	.94	X1244	1	1 ¹ / ₂
1 ⁷ / ₁₆	III	2 ¹ / ₂	1 ³ / ₄	2	⁷ / ₈	.94	X1246	1	1 ⁷ / ₁₆
1 ¹ / ₂	III	2 ³ / ₁₆	1 ³ / ₄	2 ¹ / ₈	⁵⁵ / ₆₄	1.06	X1248	1	1 ¹ / ₂
1 ⁵ / ₈	III	2 ¹¹ / ₁₆	1 ³ / ₄	2 ¹ / ₄	1	1.06	X1252	1	1 ⁵ / ₈
1 ¹¹ / ₁₆	III	2 ³ / ₄	1 ¹⁵ / ₁₆	2 ³ / ₈	1	1.50	X1254	1	1 ¹¹ / ₁₆
1 ³ / ₄	III	2 ¹³ / ₁₆	1 ¹⁵ / ₁₆	2 ¹ / ₂	1 ³ / ₃₂	1.50	X1256	1	1 ³ / ₄
1 ¹³ / ₁₆	III	2 ⁷ / ₈	1 ¹⁵ / ₁₆	2 ³ / ₁₆	1 ¹ / ₈	1.63	X1258	1	1 ¹³ / ₁₆
1 ⁷ / ₈	III	2 ¹⁵ / ₁₆	2 ¹ / ₄	2 ⁵ / ₈	1 ¹ / ₈	1.94	X1260	1	1 ⁷ / ₈
1 ¹⁵ / ₁₆	III	3	2 ¹ / ₄	2 ³ / ₄	1 ¹ / ₃₂	2.25	X1262	1	1 ¹⁵ / ₁₆
2	III	3	2 ¹ / ₄	2 ³ / ₄	1 ¹ / ₃₂	2.19	X1264	1	2
2 ¹ / ₈	III	3 ¹ / ₁₆	2 ¹ / ₄	2 ¹⁵ / ₁₆	1 ¹ / ₈	2.44	X1268	1	2 ¹ / ₈
2 ³ / ₁₆	III	3 ³ / ₁₆	2 ¹ / ₄	3	1 ¹ / ₈	2.50	X1270	1	2 ³ / ₁₆
2 ¹ / ₄	III	3 ³ / ₁₆	2 ¹ / ₄	3 ¹ / ₁₆	1 ¹ / ₈	2.38	X1272	1	2 ¹ / ₄
2 ³ / ₈	III	3 ¹ / ₄	2 ¹ / ₄	3 ³ / ₃₂	1 ¹ / ₈	2.69	X1274	1	2 ³ / ₈
2 ⁵ / ₈	III	3 ³ / ₁₆	2 ¹ / ₄	3 ¹ / ₄	1 ¹ / ₈	2.88	X1276	1	2 ⁵ / ₈
2 ⁷ / ₁₆	III	3 ⁵ / ₈	2 ¹ / ₄	3 ⁵ / ₁₆	1 ¹ / ₈	2.88	X1278	1	2 ⁷ / ₁₆
2 ¹ / ₂	III	3 ⁷ / ₁₆	2 ¹ / ₄	3 ³ / ₈	1 ¹ / ₈	3.00	X1280	1	2 ¹ / ₂
2 ⁵ / ₁₆	III	3 ¹ / ₂	2 ¹ / ₄	3 ³ / ₈	1 ¹ / ₂	3.13	X1282	1	2 ⁵ / ₁₆
2 ⁵ / ₈	III	3 ³ / ₁₆	2 ¹ / ₄	3 ³ / ₁₆	1 ¹ / ₄	3.63	X1284	1	2 ⁵ / ₈
2 ³ / ₄	III	3 ¹¹ / ₁₆	2 ⁴⁵ / ₆₄	3 ²⁵ / ₃₂	1 ¹ / ₄	4.63	X1288	1	2 ³ / ₄
2 ¹³ / ₁₆	III	3 ³ / ₄	2 ⁴⁵ / ₆₄	3 ⁵⁵ / ₆₄	1 ¹ / ₄	5.13	X1290	1	2 ¹³ / ₁₆
2 ¹⁵ / ₁₆	III	3 ⁷ / ₈	2 ⁴⁵ / ₆₄	3 ⁶¹ / ₆₄	2	5.25	X1294	1	2 ¹⁵ / ₁₆
3	III	3 ¹⁵ / ₁₆	2 ⁴⁵ / ₆₄	4 ¹ / ₄	2	5.56	X1296	1	3
3 ¹ / ₈	III	4 ¹ / ₁₆	2 ⁴⁵ / ₆₄	4 ¹¹ / ₆₄	2 ¹³ / ₆₄	5.25	X12100	1	3 ¹ / ₈
3 ³ / ₈	III	4 ¹ / ₁₆	2 ⁴⁵ / ₆₄	4 ¹⁷ / ₃₂	2 ¹³ / ₆₄	6.31	X12108	1	3 ³ / ₈
3 ¹ / ₂	III	4 ¹ / ₁₆	2 ⁴⁵ / ₆₄	4 ¹¹ / ₁₆	2 ¹³ / ₆₄	6.50	X12112	1	3 ¹ / ₂

TOOLS

Martin Heavy Duty Chrome Hand Tool Sockets are Manufactured to Extremely Close Tolerances of American Alloy Steel. The 12 Point Broach Opening Provides a Secure Fit for Absolute Tightening and Loosening.

WARNING: Only Power Impact Sockets Should Be Used on Pneumatic or Electric Impact Wrenches. Never Use Chrome Sockets.



1" Drive Attachments & Socket Set

1" Drive Attachments						
Item	Description	Wt. Ea. Lbs.	Chrome Part No.	Black Part No.	Std. Pkg. Qty.	1" ATTACHMENTS
Ratchet	30" Rev. Ratchet	7.94	X51		1	
Repair Kit	Ratchet Repair	1.13	X51RU		1	
Ratchet	30" Rev. Ratchet	7.94		BLKX51	1	
Repair Kit	Ratchet Repair	1.13		BLKX51RU	1	
Extension	8" Extension	2.31	X108		1	
Extension	17" Extension	4.31	X117		1	
Flex Handle	26" Flexible Hdle.	8.19	X41A		1	

X21K		
X1246 1 ¹ / ₁₆ " 12 pt. Std. Skt. X1248 1 ¹ / ₂ " 12 pt. Std. Skt. X1252 1 ³ / ₁₆ " 12 pt. Std. Skt. X1254 1 ¹¹ / ₁₆ " 12 pt. Std. Skt. X1256 1 ³ / ₄ " 12 pt. Std. Skt. X1258 1 ¹³ / ₁₆ " 12 pt. Std. Skt. X1260 1 ⁷ / ₈ " 12 pt. Std. Skt. X1264 2" 12 pt. Std. Skt. X1268 2 ¹ / ₈ " 12 pt. Std. Skt. X1270 2 ³ / ₁₆ " 12 pt. Std. Skt. X1272 2 ¹ / ₄ " 12 pt. Std. Skt.	X1276 2 ³ / ₈ " 12 pt. Std. Skt. X1280 2 ¹ / ₂ " 12 pt. Std. Skt. X1284 2 ⁵ / ₈ " 12 pt. Std. Skt. X1288 2 ³ / ₄ " 12 pt. Std. Skt. X1294 2 ¹⁵ / ₁₆ " 12 pt. Std. Skt. X12100 3 ¹ / ₈ " 12 pt. Std. Skt. X51 Reversible Ratchet X108 8" Extension X117 17" Extension X41A Flexible Handle 299 METAL BOX	

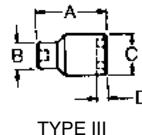
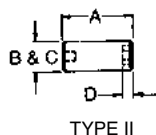
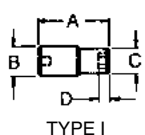
Martin Heavy Duty Power Impact Sockets are Specially Designed for Use with All Types of Power Wrenches. All Sockets are Hot Forged from the Finest Alloy Steels for Maximum Strength and Durability. Heat Treated by Carefully Controlled Methods, the Sockets are Accurately Broached in 6 Point Openings. All Power Impact Sockets are Finished in Rust Resistant Black Oxide.

WARNING: Only Power Impact Sockets Should Be Used on Pneumatic or Electric Impact Wrenches. Never Use Chrome Sockets.

TOOLS

1" Drive Power/Impact

Martin



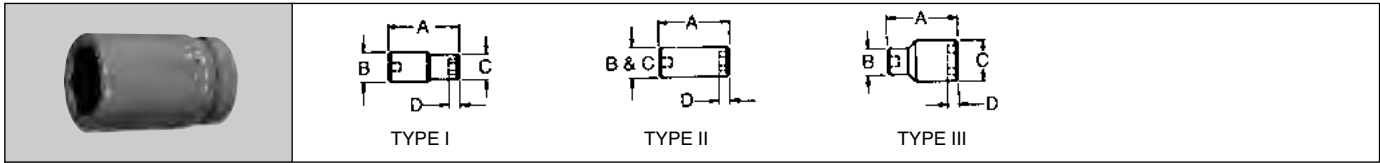
1" Drive 6 Point Standard

Opening	Type	Length	Drive End	Opening End	Minimum Depth	Wt. Ea. Lbs.	Industrial Black	Std. Pkg. Qty.	Opening
		A	B	C	D		Part No.		
3/4	I	2 1/4	2	1 1/8	1 1/4	1.13	7624	1	3/4
19/16	I	2 1/4	2	1 1/8	1 1/4	1.00	7626	1	19/16
7/8	I	2 13/32	2	1 17/32	45/64	1.06	7628	1	7/8
15/16	I	2 7/16	2	1 1/8	29/32	1.06	7630	1	15/16
1	I	2 17/32	2	1 21/32	49/64	1.19	7632	1	1
1 1/8	I	2 5/8	2	1 3/4	13/64	1.25	7634	1	1 1/8
1 1/8	I	2 5/8	2	1 13/16	27/64	1.25	7636	1	1 1/8
1 1/8	II	2 11/16	—	2 1/8	29/32	1.50	7638	1	1 1/8
1 1/4	II	2 11/16	—	2 1/8	29/32	1.50	7640	1	1 1/4
1 3/8	II	2 11/16	—	2 1/8	49/64	1.44	7642	1	1 3/8
1 3/8	III	2 11/16	2 1/8	2 1/4	49/64	1.69	7644	1	1 3/8
1 7/8	III	2 11/16	2 1/8	2 1/4	59/64	1.63	7646	1	1 7/8
1 1/2	III	2 11/16	2 1/8	2 1/4	59/64	1.56	7648	1	1 1/2
1 5/8	III	2 11/16	2 1/4	2 1/2	1	1.75	7650	1	1 5/8
1 5/8	III	2 11/16	2 1/4	2 1/2	1	1.81	7652	1	1 5/8
1 11/16	III	2 11/16	2 1/4	2 1/2	1	1.88	7654	1	1 11/16
1 3/4	III	2 11/16	2 1/8	2 3/4	1	2.50	7656	1	1 3/4
1 13/16	III	2 11/16	2 1/8	2 3/4	1 1/8	2.50	7658	1	1 13/16
1 5/8	III	2 5/8	2 1/8	2 3/4	1 1/8	2.56	7660	1	1 5/8
1 15/16	III	3	2 1/8	2 59/64	1 1/8	3.00	7662	1	1 15/16
2	III	3	2 1/8	2 59/64	1 11/64	2.88	7664	1	2
2 1/16	III	3	2 1/8	2 59/64	1 11/64	2.81	7666	1	2 1/16
2 1/8	III	3	2 1/8	3 1/4	1 13/64	3.63	7668	1	2 1/8
2 3/16	III	3 3/16	2 1/8	3 1/4	1 1/32	3.38	7670	1	2 3/16
2 1/4	III	3 3/16	2 1/8	3 1/4	1 1/32	3.19	7672	1	2 1/4
2 5/16	III	3 3/16	2 1/8	3 1/2	1 1/8	3.88	7674	1	2 5/16
2 5/8	III	3 3/4	2 1/8	3 1/2	1 23/64	3.75	7676	1	2 5/8
2 7/16	III	3 3/32	2 1/8	3 1/2	1 1/8	3.44	7678	1	2 7/16
2 1/2	III	3 3/8	2 1/8	3 1/2	1 1/2	3.78	7680	1	2 1/2
2 5/8	III	3 15/32	2 3/4	3 45/64	1 1/4	4.75	7684	1	2 5/8
2 11/16	III	3 15/32	2 3/4	3 59/64	1 1/2	4.88	7686	1	2 11/16
2 3/4	III	3 3/8	2 3/4	3 59/64	1 3/4	4.94	7688	1	2 3/4
2 13/16	III	3 11/16	2 3/4	4 1/4	1 3/4	5.01	7690	1	2 13/16
2 7/8	III	3 3/4	2 3/4	4	1 3/4	5.30	7692	1	2 7/8
2 15/16	III	3 3/4	2 3/4	4 1/4	2	5.56	7694	1	2 15/16
3	III	3 7/8	2 3/4	4 11/64	2	5.75	7696	1	3
3 1/8	III	3 15/16	2 3/4	4 11/64	2 13/64	5.63	76100	1	3 1/8
3 1/4	III	4 1/8	2 3/4	4 35/64	2	6.19	76104	1	3 1/4
3 5/8	III	4 3/8	2 3/4	4 17/32	2 13/64	7.06	76108	1	3 5/8
3 1/2	III	4 5/8	2 3/4	4 11/16	2 13/64	7.25	76112	1	3 1/2

TOOLS



1" Drive Power/Impact Deep/Attachments



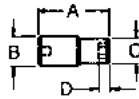
1" Drive 6 Point Deep									
Opening	Type	Length	Drive End	Opening End	Minimum Depth	Wt. Ea. Lbs.	Industrial Black	Std. Pkg. Qty.	Opening
		A	B	C	D		Part No.		
3/4	I	3	2	1 1/16	2 3/64	2.25	17624	1	3/4
13/16	I	3	2	1 1/16	2 7/64	2.38	17626	1	13/16
7/8	I	3	2	1 1/32	2 39/64	2.41	17628	1	7/8
15/16	I	3	2	1 1/8	2 31/32	2.43	17630	1	15/16
1	I	3	2	1 25/32	2 31/32	2.38	17632	1	1
1 1/16	I	3	2	1 3/4	3/4	2.38	17634	1	1 1/16
1 1/8	I	3	2	1 13/16	13/16	2.39	17636	1	1 1/8
1 1/4	II	3	—	2 1/16	7/8	2.33	17638	1	1 1/4
1 1/2	II	3	—	2 1/8	29/32	2.31	17640	1	1 1/2
1 5/8	II	3	—	2 1/8	15/16	2.25	17642	1	1 5/8
1 3/4	III	3	2 1/2	2 1/4	49/64	2.10	17644	1	1 3/4
1 7/8	III	3	2 1/2	2 1/4	49/64	2.25	17646	1	1 7/8
1 15/16	III	4	2 1/2	2 1/4	55/64	2.75	17648	1	1 15/16
1 1/2	III	4	2 1/4	2 1/2	55/64	2.83	17650	1	1 1/2
1 5/8	III	4	2 1/4	2 1/2	1	2.84	17652	1	1 5/8
1 11/16	III	4	2 1/16	2 3/4	1	3.46	17654	1	1 11/16
1 3/4	III	4 1/16	2 1/16	2 3/4	1	3.46	17656	1	1 3/4
1 13/16	III	4 1/8	2 1/16	2 3/4	1	3.81	17658	1	1 13/16
1 7/8	III	4 3/16	2 1/16	2 3/4	1 1/16	3.85	17660	1	1 7/8
1 15/16	III	4 1/4	2 1/16	2 25/32	1 1/16	4.80	17662	1	1 15/16
2	III	4 5/16	2 1/16	2 25/32	1 1/8	4.52	17664	1	2
2 1/16	III	4 3/8	2 1/8	2 31/32	1 11/64	4.73	17666	1	2 1/16
2 1/8	III	4 1/2	2 1/8	2 31/32	1 11/64	5.00	17668	1	2 1/8
2 1/4	III	4 5/8	2 1/8	3 1/4	1 13/64	5.60	17670	1	2 1/4
2 3/8	III	4 3/4	2 1/8	3 1/4	1 1/32	5.30	17672	1	2 3/8
2 1/2	III	4 7/8	2 1/8	3 1/2	1 1/8	5.90	17674	1	2 1/2
2 5/8	III	4 3/4	2 1/8	3 13/32	1 1/8	6.50	17676	1	2 5/8

1" POWER OR IMPACT ATTACHMENTS	Item	Description	Wt. Ea. Lbs.	Part No.	Std. Pkg. Qty.
	Adaptor	1F x 3/4M	1.00	76	1
	Adaptor	1F x 1 1/2M	1.00	77	1
	Universal	Max Length 4.5"	3.04	7140A	1
	Extension	7" Extension	3.56	7107	1
	Extension	10" Extension	6.00	7110	1
	Extension	13" Extension	8.50	7113	1
	Ret Ring®	Fits Part No. 76	.01	M10008S	1
	Ret Ring®	Fits Part No. 77, 7140A, 7107, 7110, 7113	.01	M10010S	1
	Ret Ring®	Fits Part No. 7624 - 7642	.01	M10008S	1
	Ret Ring®	Fits Part No. 7644 - 7648	.01	M10010S	1
	Ret Ring®	Fits Part No. 7650 - 7654	.01	M10015S	1
	Ret Ring®	Fits Part No. 7656 - 7680	.01	M10016S	1
	Ret Ring®	Fits Part No. 7684 - 7696	.01	M10017S	1
	Ret Ring®	Fits Part No. 76100 - 76112	.01	M10017S	1
	Ret Ring®	Fits Part No. 17624 - 17642	.01	M10008S	1
	Ret Ring®	Fits Part No. 17644 - 17648	.01	M10010S	1
	Ret Ring®	Fits Part No. 17650 - 17652	.01	M10015S	1
	Ret Ring®	Fits Part No. 17654 - 17676	.01	M10016S	1

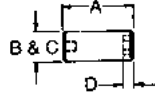
TOOLS

1½" Drive Power/Impact

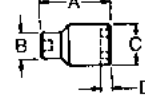
Martin



TYPE I



TYPE II



TYPE III



1½" Drive 6 Point Standard

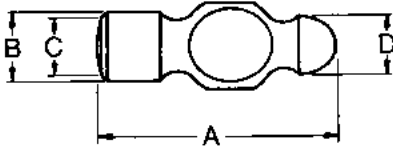
Opening	Type	Length	Drive End	Opening End	Minimum Depth	Wt. Ea. Lbs.	Industrial Black	Std. Pkg. Qty.	Opening
							Part No.		
		A	B	C	D				
1½"	I	3½"	3¼"	2½"	¾"	5.70	8644	1	1½"
1½"	I	3½"	3¼"	2½"	¾"	5.70	8646	1	1½"
1½"	I	3½"	3¼"	2½"	¾"	5.70	8648	1	1½"
1½"	I	3½"	3¼"	2½"	¾"	5.70	8650	1	1½"
1½"	I	3½"	3¼"	3"	¾"	5.70	8652	1	1½"
1½"	I	3½"	3¼"	3"	¾"	5.70	8654	1	1½"
1½"	I	3½"	3¼"	3"	¾"	5.70	8656	1	1½"
1½"	I	3½"	3¼"	3"	¾"	5.70	8658	1	1½"
1½"	I	3½"	3¼"	3"	¾"	5.70	8660	1	1½"
1½"	I	3½"	3¼"	3"	¾"	5.70	8662	1	1½"
2"	II	3½"	3¼"	3¼"	1½"	5.70	8664	1	2"
2½"	II	3½"	3¼"	3¼"	1½"	5.70	8666	1	2½"
2½"	III	3½"	3¼"	3½"	1½"	6.30	8668	1	2½"
2½"	III	3½"	3¼"	3½"	1½"	6.40	8670	1	2½"
2½"	III	3½"	3¼"	3½"	1½"	6.80	8672	1	2½"
2½"	III	3½"	3¼"	3½"	1½"	7.20	8674	1	2½"
2½"	III	3½"	3¼"	3½"	1½"	7.60	8676	1	2½"
2½"	III	3½"	3¼"	3½"	1½"	7.90	8678	1	2½"
2½"	III	4"	3¼"	3½"	1½"	8.20	8680	1	2½"
2½"	III	4"	3¼"	4"	1½"	8.50	8682	1	2½"
2½"	III	4½"	3¼"	4"	1½"	8.80	8684	1	2½"
2½"	III	4½"	3¼"	4½"	1½"	8.90	8686	1	2½"
2½"	III	4½"	3¼"	4½"	1½"	9.10	8688	1	2½"
2½"	III	4½"	3¼"	4½"	1½"	9.30	8690	1	2½"
2½"	III	4½"	3¼"	4½"	1½"	9.50	8692	1	2½"
2½"	III	4½"	3¼"	4½"	1½"	9.80	8694	1	2½"
3"	III	4½"	3¼"	4½"	1½"	9.90	8696	1	3"
3½"	III	4½"	3¼"	4½"	1½"	12.70	8698	1	3½"
3½"	III	4½"	3¼"	4½"	1½"	12.70	86100	1	3½"
3½"	III	4½"	3¼"	4½"	1½"	12.50	86102	1	3½"
3½"	III	4½"	3¼"	5"	1½"	14.00	86104	1	3½"
3½"	III	4½"	3¼"	5"	1½"	13.70	86106	1	3½"
3½"	III	4½"	3¼"	5"	1½"	13.40	86108	1	3½"
3½"	III	4½"	3¼"	5"	1½"	13.50	86110	1	3½"
3½"	III	4½"	3¼"	5½"	1½"	13.90	86112	1	3½"
3½"	III	5"	3¼"	5½"	1½"	14.40	86114	1	3½"
3½"	III	5"	3¼"	5½"	1½"	15.00	86116	1	3½"
3½"	III	5"	3¼"	5½"	1½"	14.70	86118	1	3½"
3½"	III	5"	3¼"	5½"	1½"	14.70	86120	1	3½"
3½"	III	5"	3¼"	5½"	1½"	16.00	86122	1	3½"
3½"	III	5½"	3¼"	5½"	1½"	15.50	86124	1	3½"
3½"	III	5½"	3¼"	5½"	1½"	18.40	86126	1	3½"
4"	III	5½"	3¼"	5½"	1½"	18.00	86128	1	4"
4½"	III	5½"	3¼"	5½"	1½"	17.50	86130	1	4½"
4½"	III	5½"	3¼"	6"	1½"	20.20	86132	1	4½"
4½"	III	5½"	3¼"	6"	1½"	19.70	86134	1	4½"
4½"	III	5½"	3¼"	6"	1½"	19.20	86136	1	4½"
4½"	III	5½"	3¼"	6½"	1½"	22.00	86138	1	4½"
4½"	III	5½"	3¼"	6½"	1½"	21.60	86140	1	4½"
4½"	III	5½"	3¼"	6½"	1½"	21.00	86142	1	4½"
4½"	III	6"	3¼"	6½"	1½"	23.60	86144	1	4½"
4½"	III	6"	3¼"	6½"	1½"	23.60	86148	1	4½"
4½"	III	6"	3¼"	6½"	1½"	22.50	86152	1	4½"

1½" Attachments

1½" DRIVE ATTACHMENTS	Item	Description	Wt. Ea. Lbs.	Industrial Black	Std. Pkg. Qty.
				Part No.	
	Adaptor	1½"F x 1M	3.40	87A	1
	Universal	Max. length 8.25"	4.40	8140A	1
	Extension	8" Extension	8.80	8108	1
	Extension	12" Extension	12.10	8112	1
	Extension	15" Extension	14.40	8115	1
	Ret Ring®	Fits Part No. 87A - 8670	.01	M10020S	1
	Ret Ring®	Fits Part No. 8672 - 86152	.01	M10025S	1

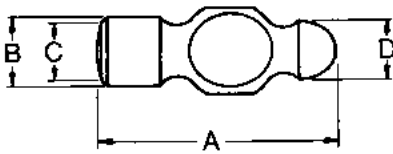
TOOLS

Only *Martin* Provides This Added Warranty —
If a Hammer Head Should Loosen at Any Time, Return
It for Handle Replacement or a New Hammer.



Standard Ball Peen — G Series — Wood and Fiberglass Handles

Head Weight	Overall Length	Head Length	Bell Dia.	Face	Peen	Replacement Handle		Weight With Handle	Industrial Black Head Finish		Std. Pkg. Qty.	Head Weight
		A	B	C	D	Wood	Fiberglass Kit		Wood Handle	Fiberglass Handle		
2 oz.	9½	2¼	⅝	⅝	17/32	HH49		.25	101G		6	2 oz.
4 oz.	9½	2½	¾	¾	⅝	HH50		.37	102G		6	4 oz.
8 oz.	11⅝	3⅝	15/16	19/16	25/32	HH53		.66	103G		6	8 oz.
12 oz.	13¼	3¾	1½	19/16	15/16	HH56		1.0	104G		6	12 oz.
1 lb.	14¼	4	1½	69/64	1	HH59	HH105106FG	1.3	105G	105FG	6	1 lb.
1½ lb.	14½	43/16	1½	1	13/64	HH59	HH105106FG	1.5	106G	106FG	6	1½ lb.
1½ lb.	14¾	47/16	127/64	13/64	1	HH66	HH107FG	1.8	107G	107FG	6	1½ lb.
2 lb.	15¼	5	1½	13/32	1¼	HH66	HH108FG	2.4	108G	108FG	4	2 lb.
2½ lb.	16¼	57/16	127/32	127/64	123/64	HH69	HH109110FG	3.0	109G	109FG	4	2½ lb.
3 lb.	16¾	5	129/32	119/32	119/32	HH71	HH109110FG	3.4	110G	110FG	4	3 lb.



Utility Ball Peen — D Series

Head Weight	Overall Length	Head Length	Bell Dia.	Face	Peen	Replacement Handle	Weight With Handle	Shot Blasted Head Finish	Std. Pkg. Qty.	Head Weight
		A	B	C	D			Part No.		
8 oz.	11⅝	3⅝	15/16	19/16	25/32	HH53	.66	63D	6	8 oz.
12 oz.	13¼	3¾	13/32	19/16	15/16	HH56	1.0	64D	6	12 oz.
1 lb.	14¼	4	1½	69/64	1	HH59	1.3	65D	6	1 lb.
1½ lb.	14½	43/16	13/32	1	13/64	HH59	1.5	66D	6	1½ lb.
1½ lb.	14¾	47/16	127/64	13/64	1	HH66	1.8	67D	6	1½ lb.
2 lbs.	15¼	5	1½	13/32	1¼	HH66	2.4	68D	4	2 lbs.
2½ lbs.	16¼	57/16	127/32	127/64	123/64	HH69	3.0	69D	4	2½ lbs.
3 lbs.	16¾	5	129/32	119/32	119/32	HH71	3.4	70D	4	3 lbs.

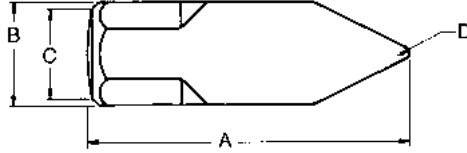
Always wear eye protection. A hammer blow should always be struck squarely. Avoid glancing blows. Never use hammers, punches or chisels with "mushroomed" heads.

Hammers


Only *Martin* Provides This Added Warranty —
If a Hammer Head Should Loosen at Any Time, Return
It for Handle Replacement or a New Hammer.



WARNING: Never use Hammers with “Mushroomed” heads. They may chip and cause injury. “ALWAYS WEAR SAFETY GOGGLES.”




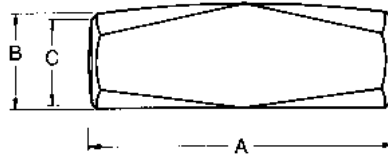
Cross Peen Engineer / Blacksmith Hand

Head Weight	Overall Length	Head Length	Bell Dia.	Face	Peen	Replacement Handle	Weight With Handle	Industrial Black Head Finish	Std. Pkg. Qty.	Head Weight	
		A	B	C	D			Part No.			
2 lbs.	15½	4¾	1½	1½	¾R	HH45	2.7	121G	4	2 lb.	
2½ lbs	15½	5⅙	1⅙	1½	¾R	HH45	3.2	122G	4	2½ lb.	
3 lbs.	15½	5¼	1¾	1¾	¼R	HH45	3.7	123G	4	3 lb.	




Double Faced Engineer's / Blacksmith

Head Weight	Overall Length	Head Length	Bell Dia.	Face	Replacement Handle	Weight With Handle	Industrial Black Head Finish	Std. Pkg. Qty.	Head Weight	
		A	B	C			Part No.			
2 lbs.	15½	4	1½	1½	HH45	2.7	141G	4	2 lb.	
2½ lbs	15½	4½	1½	1½	HH45	3.2	142G	4	2½ lb.	
3 lbs.	15½	5⅙	1¾	1½	HH45	3.7	143G	4	3 lb.	




Hand Drilling

Head Weight	Overall Length	Head Length	Bell Dia.	Face	Replacement Handle	Weight With Handle	Industrial Black Head Finish	Std. Pkg. Qty.	Head Weight	
		A	B	C			Part No.			
2 lbs.	10½	4⅙	1¾	1½	HH92	2.6	192G	4	2 lbs.	
3 lbs.	10½	4¾	1½	1½	HH92	3.6	193G	4	3 lbs.	
4 lbs.	10½	4¾	1¾	1¾	HH92	4.4	194G	4	4 lbs.	



Scaling Hammer (Boiler Pick)

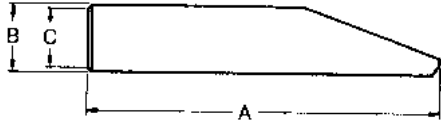
Head Weight	Overall Length	Head Length	Face Length	Face Radius	Replacement Handle	Weight with Handle Lbs.	Industrial Black Head Finish	Std. Pkg. Qty.	Head Weight	
		A	B	C			Part No.			
1 lb.	14	5⅙	1½	⅙	HH59	1.4	132G	6	1 lb.	

TOOLS

Martin

Hammers

Only *Martin* Provides This Added Warranty —
If a Hammer Head Should Loosen at Any Time, Return
It for Handle Replacement or a New Hammer.



Always wear eye protection. A hammer blow should always be struck squarely. Avoid glancing blows. Never use hammers, punches or chisels with "mushroomed" heads.

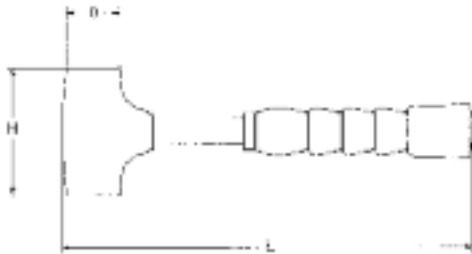
Setting Paneing Hammer

Head Weight	Overall Length	Head Length	Head Width	Face Width	Replacement Handle	Weight with Handle Lbs.	Industrial Black Head Finish	Std. Pkg. Qty.	Head Weight
		A	B	C			Part No.		
12 oz.	13½	4 ¹ / ₁₆	7 ¹ / ₁₆	3 ¹ / ₄	HH801	1.1	30G	6	12 oz.
1 lb.	13½	5 ¹ / ₁₆	15 ¹ / ₁₆	13 ¹ / ₁₆	HH801	1.4	31G	6	1 lb.



Sledge Hammer

Head Weight	Head Length	Face Width	Handle Length	Replacement Handle	Weight with Handle Lbs.	Industrial Black Head Finish	Std. Pkg. Qty.	Head Weight
						Part No.		
4 lbs.	5½	1 ¹ / ₁₆	32	HH418	4.3	S844SH	5	4 lbs.
6 lbs.	6	2 ¹ / ₁₆	32	HH6810	7.1	S846H	5	6 lbs.
8 lbs.	6½	2¼	32	HH6810	9.1	S848H	5	8 lbs.
10 lbs.	7	2½	32	HH6810	11.1	S8410H	5	10 lbs.
12 lbs.	7½	2¾	34	HH1216	13.2	S8412H	5	12 lbs.
16 lbs.	8¼	2¾	34	HH1216	17.2	S8416H	4	16 lbs.



Surface protective, non-marring and non-sparking brass head provides a lot of driving power in a compact hammer. Standard Super Grip (SG) requires less "squeeze" when swinging heavy hammer, reducing strain and fatigue. Ideal for use with heavy gloves.

Brass Hammers

Part No.	Approx. Head Wt.	Std. Pkg.	Ship. Wt.	D	H	L
HSB15	1.5 lb.	5	2.01 lb.	1/1.25	3.5	12
HSB25	2.5 lb.	2	2.72 lb.	1.25/1.5	3.5	12
HSB4	3.5 lb.	2	3.85 lb.	1.65/1.78	3.7	12



Dead Blow Hammers

Part No.	Approx. Head Wt.	Std. Pkg.	Ship. Wt.	D	H	L
HPD1	1.25 lb.	5	1.85 lb.	1.6/2.1	3.9	11
HPD2	1.5 lb.	5	2.10 lb.	2.05/2.4	4.3	12
HPD3	2.2 lb.	2	2.71 lb.	2.4/2.7	4.7	12
HPD4	2.9 lb.	2	3.50 lb.	2.75/3.1	5	13

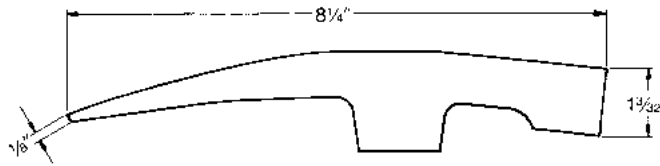


Shot loaded head produces the most complete dead blow effect (no rebound) ever offered for 30% more striking force than conventional hammers. Fiberglass handle and pliable Standard Super Grip combine with the dead blow effect to reduce effort, strain, vibration and noise.


TOOLS

Hammers


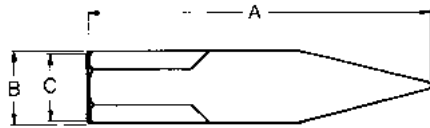
Only *Martin* Provides This Added Warranty —
If a Hammer Head Should Loosen at Any Time, Return
It for Handle Replacement or a New Hammer.



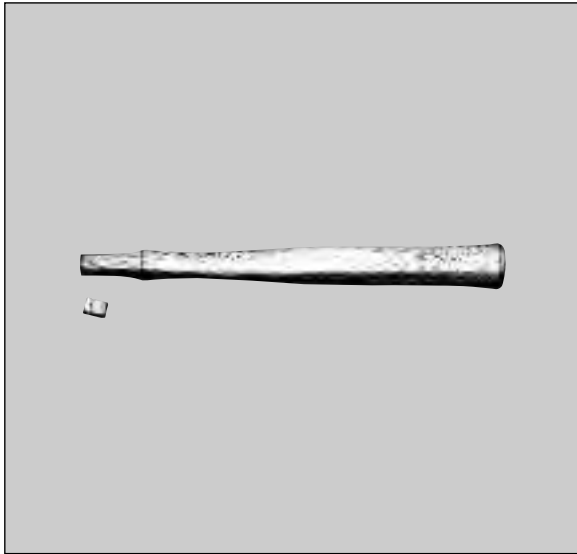
WARNING: Always wear Safety Goggles.



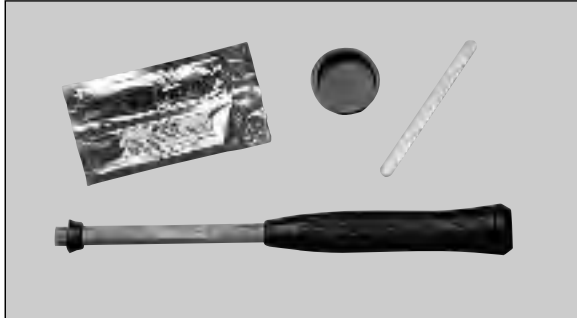
Brick Hammer						
Head Weight	Overall Length	Replacement Handle Kit	Weight with Handle Lbs.	Industrial Black Head Finish	Std. Pkg. Qty.	Head Weight
				Part No.		
1 1/2 lbs.	11	HH173FG	2.0	173	6	1 1/2 lb.



Tinner's Riveting Hammer									
Head Weight	Overall Length	Head Length	Head Width	Face Width	Replacement Handle	Weight with Handle Lbs.	Industrial Black Head Finish	Std. Pkg. Qty.	Head Weight
		A	B	C			Part No.		
4 oz.	9-1/4	3-11/16	7/16	15/32	HH50	.38	25G	6	4 oz.
8 oz.	11	4-1/4	3/4	21/32	HH53	.76	26G	6	8 oz.
12 oz.	13-1/2	4-3/4	29/32	25/32	HH801	1.1	27G	6	12 oz.
1 lb.	14	5-1/8	31/32	27/32	HH801	1.4	28G	6	1 lb.



Hickory Hammer Handles			
Part Number	Std. Pkg. Qty.	Approx. Length	Use For
HH42A18	12	18	165 Body Hammer
HH42B	12	12	All Body Hammers (Except 165 & 155)
HH45	12	16	Cross Peen and Double Face Eng. and 155
HH49	12	9-3/4	2 oz. Ball Peen
HH50	12	10	4 oz. Ball Peen/4 oz. Riveting
HH53	12	12	8 oz. Ball Peen/8 oz. Riveting
HH56	12	13 1/2	12 oz. Ball Peen
HH59	12	14 1/2	1 lb., 1 1/2 lb. Ball Peen
HH66	12	16	1 1/2, 2 lb. Ball Peen
HH69	12	17	2 1/2 lb. Ball Peen
HH71	12	17	3 lb. Ball Peen
HH92	12	10 1/2	All Hand Drilling
HH801	12	13 3/4	12 & 16 oz. Riveting and Settling
HH418	12	32	4 lb. Sledge
HH6810	12	33	6, 8 & 10 lb. Sledge
HH1216	12	35	12 & 16 lb. Sledge



Fiberglass Replacement Handle Kits			
Part Number	Std. Pkg. Qty.	Approx. Length	Use For
HH105106FG	1	13	1 lb. and 1 1/4 lb. Ball Peen — G Series
HH107FG	1	14	1-1/2 lb. Ball Peen — G Series
HH108FG	1	16	2 lbs. Ball Peen — G Series
HH109110FG	1	16	2-1/2 lb. and 3 lb. Ball Peen — G Series
HH173FG	1	12 1/2	1-1/2 lbs. Brick Hammer
HHBFFG	1	12	All Body Hammers with 12" Handle

TOOLS

Ergonomically & Accurately Sized Cellulose Acetate Handles.

Rugged, Impact and Chemical Resistant.

Color Coded Inlays for Easy Identification.


Forged Nickel-Chrome Molybdenum Alloy Blades.


Serrated Faces to Resist Slipping.


Bright Zinc Plate to Resist Corrosion.


All drivers meet or exceed ANSI/ASME standards and specifications for hardness and torque.


WARNING: Acetate handles are not intended to act as insulation. Never use screwdrivers as prybars or chisels.

 NARROW TIP, ROUND SHANK	Cabinet and Electrical Screwdrivers					
	Blade Length	Blade Width	Type	Wt. Ea. Lbs.	Part No.	Std. Pkg. Qty.
	4	3/16	Cabinet	.14	SDE4-1	6
	6	3/16	Electrical	.15	SDE6-1	6
	8	3/16	Electrical	.16	SDE8-1	6

 WIDENED TIP, ROUND SHANK	Mechanic's and Heavy Duty Screwdrivers					
	Blade Length	Blade Width	Type	Wt. Ea. Lbs.	Part No.	Std. Pkg. Qty.
	4	1/4	Mechanic's	.20	SDR4-1	6
	6	5/16	Heavy Duty	.30	SDR6-1	6
	8	3/8	Heavy Duty	.49	SDR8-1	6

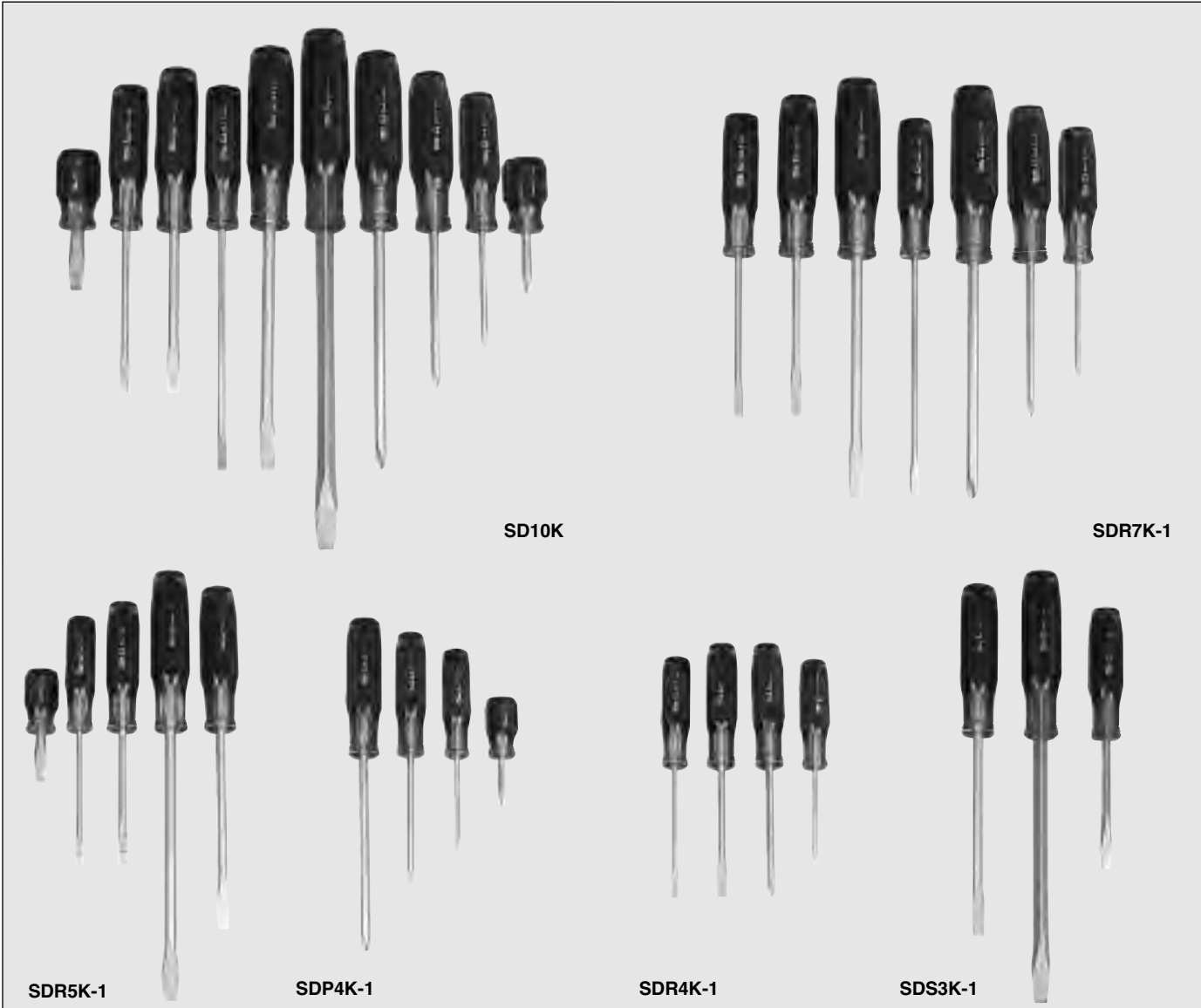
 PRECISION HEAD, ROUND SHANK	Phillips Screwdrivers					
	Blade Length	Phillips Size	Type	Wt. Ea. Lbs.	Part No.	Std. Pkg. Qty.
	3	No. 1	Phillips	.13	SDP3-1	6
	4	No. 2	Phillips	.20	SDP4-1	6
	6	No. 3	Phillips	.30	SDP6-1	6

 STURDY TIP, SQUARE SHANK	Square-Blade Screwdrivers					
	Blade Length	Blade Width	Type	Wt. Ea. Lbs.	Part No.	Std. Pkg. Qty.
	4	1/4	Square	.21	SDS4-1	6
	6	5/16	Square	.34	SDS6-1	6
	8	3/8	Square	.55	SDS8-1	6
	10	3/8	Square	.62	SDS10-1	6
	12	3/8	Square	.70	SDS12-1	6

 TIGHT CLEARANCE, STURDY	Stubby Screwdrivers					
	Blade Length	Width/ Size	Type	Wt. Ea. Lbs.	Part No.	Std. Pkg. Qty.
	1 1/2	1/4	Stubby	.10	SDS1-1	6
	1 1/2	No. 2	Phillips Stubby	.10	SDP1-1	6

TOOLS

Screwdriver Sets



TOOLS

SDR4K-1 4pc Screwdriver Combo Set		
SDR4-1	Mechanics, 4"	1/4 Rd-C x 4"
SDE4-1	Electrical, 4"	3/16 Rd-C x 4"
SDP3-1	#1 Phillips, 3"	P1 x 3"
SDP4-1	#2 Phillips, 4"	P2 x 4"
P696	Pouch	
SDR5K-1 5pc Screwdriver Combo Set		
SDR4-1	Mechanics, 4"	1/4 Rd-C x 4"
SDE4-1	Electrical, 4"	3/16 Rd-C x 4"
SDR6-1	Mechanics, 6"	5/16 Rd-C x 6"
SDR8-1	Mechanics, 8"	3/8 Rd-K x 8"
SDS1-1	Mechanics, 1-1/2"	1/4 Sq-K x 1.5"
P696	Pouch	
SDR7K-1 7pc Screwdriver Combo Set		
SDE4-1	Electrical, 4"	3/16 Rd-C x 4"
SDE6-1	Electrical, 6"	3/16 Rd-C x 6"
SDP3-1	#1 Phillips, 3"	P1 x 3"
SDP4-1	#2 Phillips, 4"	P2 x 4"
SDP6-1	#3 Phillips, 6"	P3 x 6"
SDR4-1	Mechanics, 4"	1/4 Rd-C x 4"
SDR6-1	Mechanics, 6"	5/16 Rd-C x 6"
P496	Pouch	

SDS3K-1 HD Screwdriver Set		
SDS4-1	SQ-Blade, 4"	1/4 Sq x 4"
SDS6-1	SQ-Blade, 6"	5/16 Sq x 6"
SDS8-1	SQ-Blade, 8"	3/8 Sq x 8"
P696	Pouch	
SD10K 10pc Screwdriver Combo Set		
SDE4-1	Electrical, 4"	3/16 Rd-C x 4"
SDE6-1	Electrical, 6"	3/16 Rd-C x 6"
SDR4-1	Mechanics, 4"	1/4 Rd-C x 4"
SDR6-1	Mechanics, 6"	5/16 Rd-C x 6"
SDS1-1	Mechanics, 1-1/2"	1/4 Sq-K x 1.5"
SDS8-1	SQ-Blade, 8"	3/8 Sq-K x 8"
SDP1-1	#2 Phillips, 1-1/2"	P2 x 1.5"
SDP3-1	#1 Phillips, 3"	P1 x 3"
SDP4-1	#2 Phillips, 4"	P2 x 4"
SDP6-1	#3 Phillips, 6"	P3 x 6"
SDP4K-1 4pc Phillips Set		
SDP1-1	#2 Phillips, 1-1/2"	P2 x 1.5"
SDP3-1	#1 Phillips, 3"	P1 x 3"
SDP4-1	#2 Phillips, 4"	P2 x 4"
SDP6-1	#3 Phillips, 6"	P3 x 6"



Heavy-Duty Gasket Scrapers Chisel and Punch Sets






Martin's patented two composite ergonomically designed handle provides maximum comfort and secure grip. Capped end in direct contact with the shaft allows the user to strike the tool without handle damage. Blade extends throughout the handle. Hardened and tempered the entire length for maximum durability

Set contains 1/2" x 10"; 3/4" x 10"; 1" x 10"; 1-1/2" x 10".

- Cleaning gasket material, adhesives and all general scraping in automotive and engineering applications.
- Used for scraping carbon from cylinder heads, pistons and other metal surfaces.

GS4K	Gasket Scraper Set 4 Pc. Heavy Duty Gasket Scraper Set Set Wt. 2.5 lb.		
GS50	1/2" x 10" Long Gasket Scraper	• USA Alloy Steel • Heavy Duty 3/88 Shank	
GS75	3/4" x 10" Long Gasket Scraper		
GS100	1" x 10" Long Gasket Scraper		
GS150	1-1/2" x 10" Long Gasket Scraper		

Part No.		Size	Weight	Std. Pkg. Qty.
GS50		1/2" x 10"	.57	6
GS75		3/4" x 10"	.57	6
GS100		1" x 10"	.58	6
GS150		1-1/2" x 10"	.59	6

Chisel Sets



CC6K		6 PIECES
C8	1/4" Cold Chisel
C10	5/16" Cold Chisel
C12	3/8" Cold Chisel
C16	1/2" Cold Chisel
C20	5/8" Cold Chisel
C24	3/4" Cold Chisel
C66	KIT BAG

**WARNING: Never use hammers with "mush-roomed" heads. They may chip and cause injury.
"ALWAYS WEAR SAFETY GOGGLES"**

Punch Sets



PP7K		7 PIECES
P2	1/16" Pin Punch
P3	3/32" Pin Punch
P4	1/8" Pin Punch
P5	5/32" Pin Punch
P6	3/16" Pin Punch
P8	1/4" Pin Punch
P10	5/16" Pin Punch
C70	KIT BAG



LP7K		7 PIECES
P23	3/32" Lg. Taper
P24	1/8" Lg. Taper
P25	5/32" Lg. Taper
P26	3/16" Lg. Taper
P26A	7/32" Lg. Taper
P27	1/4" Lg. Taper
P28	5/16" Lg. Taper
C187	KIT BAG

Combination Chisel & Punch Sets



PC6K		6 PIECES
C16	1/2" Cold Chisel
C24	3/4" Cold Chisel
P42	1/2" Center Punch
P4	1/8" Pin Punch
P6	3/16" Pin Punch
P16	3/16" Solid Punch
C66	KIT BAG



PC14K		14 PIECES
C42	1/4" Cape Chisel
C16	1/2" Cold Chisel
C20	5/8" Cold Chisel
C24	3/4" Cold Chisel
C28	7/8" Cold Chisel
C60	1/4" Diamond Pt. Chisel
C72	1/4" Hlf. Rd. Nose Chisel
P40	3/8" Center Punch
P24	1/8" Drift Punch
P25	5/32" Lg. Taper Punch
P6	3/16" Pin Punch
P8	1/4" Pin Punch
P14	5/8" Solid Punch
P18	1/4" Solid Punch
C14	KIT BAG

Punches

WARNING: "ALWAYS WEAR SAFETY GOGGLES"


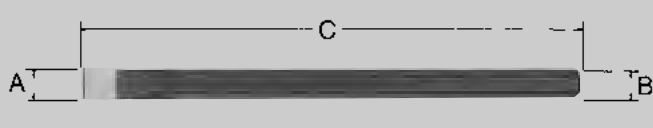
Prick Punch					Center Punch					
Stock Size	Length	Wt. Ea. Lbs.	Industrial Black	Std. Pkg. Qty.	Point Size	Stock Size	Length	Wt. Ea. Lbs.	Industrial Black	Std. Pkg. Qty.
A	B		Part No.		A	B	C		Part No.	
$\frac{3}{8}$ $\frac{1}{2}$	5 6	.14 .27	P32 P33	12 12	$\frac{3}{32}$ $\frac{5}{32}$ $\frac{3}{16}$ $\frac{1}{4}$ $\frac{3}{8}$	$\frac{1}{4}$ $\frac{5}{16}$ $\frac{3}{8}$ $\frac{1}{2}$ $\frac{5}{8}$	$3\frac{1}{2}$ $4\frac{1}{4}$ 5 6 $6\frac{1}{4}$.06 .08 .15 .30 .25	P38 P39 P40 P42 P43	12 12 12 12 6

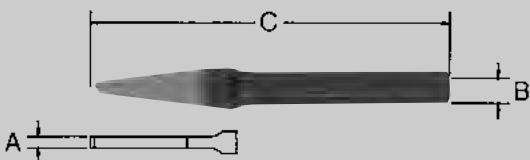

Pin Punch							Solid Punch						
Point Size	Stock Size	Length	Pin Length	Wt. Ea. Lbs.	Industrial Black	Std. Pkg. Qty.	Point Size	Stock Size	Length	Taper Length	Wt. Ea. Lbs.	Industrial Black	Std. Pkg. Qty.
A	B	C	D		Part No.		A	B	C	D		Part No.	
$\frac{1}{16}$ $\frac{3}{32}$ $\frac{1}{8}$ $\frac{5}{32}$ $\frac{3}{16}$ $\frac{7}{32}$ $\frac{1}{4}$ $\frac{5}{16}$	$\frac{1}{4}$ $\frac{5}{16}$ $\frac{3}{8}$ $\frac{1}{2}$ $\frac{5}{8}$ $\frac{3}{4}$ $\frac{7}{8}$ 1	4 $4\frac{1}{4}$ $4\frac{1}{2}$ 5 $5\frac{1}{4}$ $5\frac{1}{2}$ $5\frac{3}{4}$ 6	$\frac{3}{4}$ $\frac{7}{8}$ 1 1 $1\frac{1}{4}$ $1\frac{1}{4}$ $1\frac{1}{4}$ $1\frac{1}{4}$.05 .12 .12 .12 .17 .18 .29 .33	P2 P3 P4 P5 P6 P7 P8 P10	12 12 12 12 12 12 12 12	$\frac{3}{32}$ $\frac{1}{8}$ $\frac{3}{16}$ $\frac{1}{4}$ $\frac{5}{16}$	$\frac{5}{16}$ $\frac{3}{8}$ $\frac{3}{8}$ $\frac{3}{8}$ $\frac{1}{2}$	5 5 5 6 6	$1\frac{1}{4}$ $1\frac{1}{4}$ $1\frac{1}{2}$ $1\frac{1}{2}$ 2	.02 .16 .16 .16 .31	P13 P14 P16 P18 P19	12 12 12 12 12


Long Taper Punch						
Point Size	Stock Size	Length	Taper Length	Wt. Ea. Lbs.	Industrial Black	Std. Pkg. Qty.
A	B	C	D		Part No.	
$\frac{3}{32}$ $\frac{1}{8}$ $\frac{5}{32}$ $\frac{3}{16}$ $\frac{7}{32}$ $\frac{1}{4}$ $\frac{5}{16}$ $\frac{1}{4}$ $\frac{5}{16}$ $\frac{3}{8}$	$\frac{5}{16}$ $\frac{5}{16}$ $\frac{3}{8}$ $\frac{1}{2}$ $\frac{1}{2}$ $\frac{5}{8}$ $\frac{5}{8}$ $\frac{3}{4}$ $\frac{5}{8}$ $\frac{3}{4}$	8 8 9 10 10 12 12 15 16 15	$3\frac{1}{2}$ $3\frac{1}{2}$ $4\frac{1}{4}$ $6\frac{1}{2}$ $6\frac{1}{2}$ $7\frac{1}{4}$ $7\frac{1}{4}$ $7\frac{1}{4}$ $9\frac{1}{2}$ 8	.12 .16 .25 .45 .45 .88 .94 1.66 1.33 1.66	P23 P24 P25 P26 P26A P27 P28 P28A P29 P34	12 12 12 12 12 6 6 6 6 6

TOOLS

WARNING: "ALWAYS WEAR SAFETY GOGGLES"

Cold Chisel						Long Cold Chisel					
											
Cut Width	Stock Size	Length	Wt. Ea. Lbs.	Industrial Black	Std. Pkg. Qty.	Cut Width	Stock Size	Length	Wt. Ea. Lbs.	Industrial Black	Std. Pkg. Qty.
A	B	C		Part No.		A	B	C		Part No.	
1/4	1/4	5	.07	C8	12	3/4	5/8	12	1.13	C120	6
5/16	1/4	5	.08	C10	12	5/8	1/2	12	.70	C124	12
3/8	5/16	5 1/2	.13	C12	12	3/4	5/8	18	1.67	C126	3
1/2	7/16	6	.26	C16	12	7/8	3/4	12	1.50	C129	6
5/8	1/2	6 1/2	.37	C20	12	1	3/4	12	1.50	C132	6
3/4	5/8	7	.62	C24	12	1	3/4	18	2.33	C133	3
7/8	3/4	7 1/2	.93	C28	6						
1	3/4	8	1.34	C32	6						

Cape Chisel						Half Round Chisel					
											
Point Size	Stock Size	Length	Wt. Ea. Lbs.	Industrial Black	Std. Pkg. Qty.	Point Size	Stock Size	Length	Wt. Ea. Lbs.	Industrial Black	Std. Pkg. Qty.
A	B	C		Part No.		A	B	C		Part No.	
1/8	5/16	5 1/2	.10	C39	12	3/16	5/8	5 1/2	.16	C71	12
3/16	3/8	5 1/2	.16	C40	12	1/4	3/8	5 1/2	.29	C72	12
1/4	1/2	5 1/2	.29	C42	12						

Diamond Point Chisel					
					
Point Size	Stock Size	Length	Wt. Ea. Lbs.	Industrial Black	Std. Pkg. Qty.
A	B	C		Part No.	
1/8	5/16	5	.10	C58	12
3/16	3/8	5 1/2	.18	C59	12
1/4	3/8	5 3/4	.18	C60	12
3/8	1/2	7	.58	C62	6

TOOLS

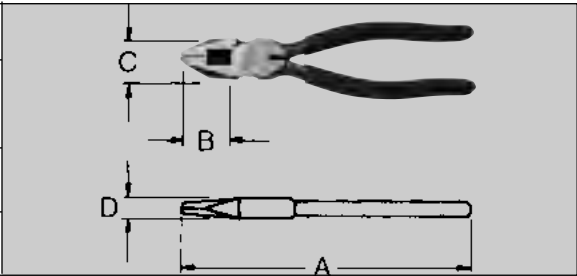
Pliers – Plastic Grip



Lineman's Plier

Overall Length	Jaw Length	Jaw Width	Jaw Thickness	Wt. Ea. Lbs.	Part No.	Std. Pkg. Qty.
A	B	C	D			
7-1/4	1-1/4	15/16	9/16	0.68	P307	6
8-1/2	1-1/2	1-1/4	9/16	1.00	P308	6

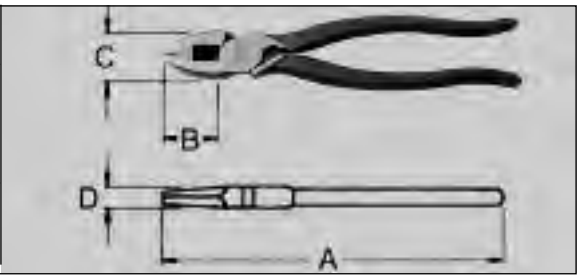
High leverage electrician's general use pliers feature beveled nose, serrated crush area and comfort grip handles.



New England Pattern Lineman's Plier

Overall Length	Jaw Length	Jaw Width	Jaw Thickness	Wt. Ea. Lbs.	Part No.	Std. Pkg. Qty.
A	B	C	D			
9-1/2	1-1/2	1-5/16	5/8	1.04	P309	6

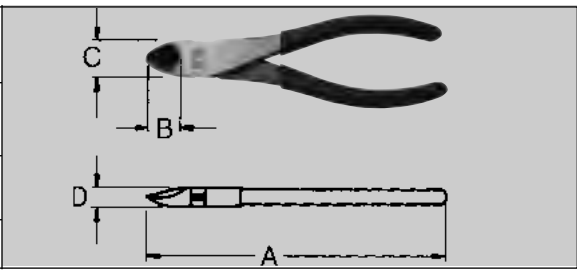
Heavy duty, high leverage design features built in connector crimper, fishtape puller, serrated crush area and comfort grips.



Diagonal Cutting Plier

Overall Length	Jaw Length	Jaw Width	Jaw Thickness	Wt. Ea. Lbs.	Part No.	Std. Pkg. Qty.
A	B	C	D			
6-1/4	7/8	25/32	7/16	0.38	P206	6
7-3/8	1	7/8	7/16	0.52	P2075	6

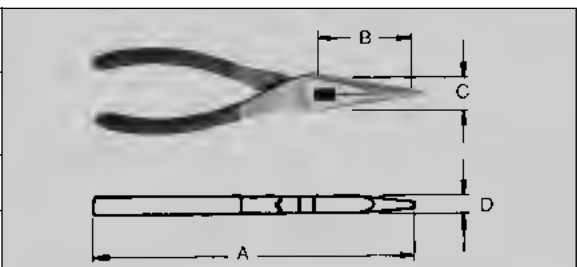
High leverage comfort grip handles decrease fatigue for easy cutting.



Long Chain Nose Side Cutting Pliers

Overall Length	Jaw Length	Jaw Width	Jaw Thickness	Wt. Ea. Lbs.	Part No.	Std. Pkg. Qty.
A	B	C	D			
6-1/4	2	7/8	13/32	0.32	P506	6
7-7/8	2-5/8	1	7/16	0.49	P507	6

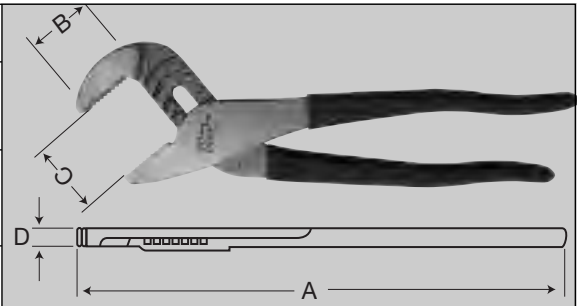
High leverage comfort grip handles for powerful gripping and cutting.



Tongue and Groove Pliers

Overall Length	Jaw Length	Jaw Opening	Jaw Thickness	Wt. Ea. Lbs.	Part No.	Std. Pkg. Qty.
A	B	C	D			
7	13/16	13/16	3/8	0.42	P407	6
9-3/4	1-1/4	1-1/2	7/16	0.92	P510	6
12-7/8	1-11/16	2-3/4	1/2	1.76	P71275	6

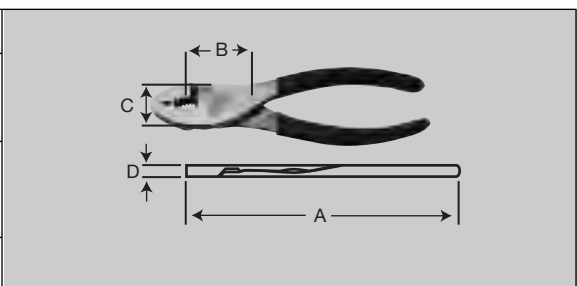
Flush Rivet design allows close access to work surfaces and tight areas, undercut adjustment grooves for non-slip grip and comfort grip handles



Combination Slip Joint Pliers

Overall Length	Jaw Length	Jaw Width	Jaw Thickness	Wt. Ea. Lbs.	Part No.	Std. Pkg. Qty.
A	B	C	D			
6-3/4	1-13/16	1-1/4	13/32	0.48	P2065	6
8-1/8	2	1-11/32	7/16	0.60	P208	6
10	2-3/8	1-1/2	15/32	0.98	P210	6

Flush rivet design offers three working surfaces, two jaw openings, wire cutter and comfort grips.





PL3K
3 Pc. General Purpose Pliers Set

P506	6½" Long Chain Nose Side Cutting
P2065	6¾" Combination Slip Joint
P510	9½" Tongue and Groove
P1796	Pouch



PL4K
4 Pc. General Purpose Pliers Set

P507	8" Long Chain Nose Side Cutting
P510	9½" Tongue and Groove
P208	8" Combination Slip Joint
P2075	7" Diagonal Cutting
P1996	Pouch



PL3KSJ
3 Pc. Combination Slip-Joint Pliers Set

P2065	6¾" Combination Slip Joint
P208	8" Combination Slip Joint
P210	10" Combination Slip Joint
P1896	Pouch



PL3KTG
3 Pc. Tongue and Groove Pliers Set

P407	7" Tongue and Groove
P510	9½" Tongue and Groove
P71275	13" Tongue and Groove
P2096	Pouch

Retaining Ring Pliers



One Tool Does it All!

Martin's patented retaining ring pliers are capable of servicing both and external retaining rings. *Martin's* pliers offer superior performance with unique features:

- Reverse on the fly — Switch from Internal to External with one hand.
- Patented Jaws provide positive tip retention and alignment.
- P1421 features an adjustable stop for small rings.
- P75 features an automatic ratchet lock that keeps rings locked open or closed. Ideal for large rings up to 4".

Snap Ring Pliers

Part Number	Description	Internal	External	Weight Ea. Lbs.	Std. Pkg. Qty.
P1421	Quick Switch Retaining Ring Pliers with adjustable stop - Includes 5 pairs of color-coded interchangeable tips and Allen wrench in handy pouch. Tip sizes: Straight- .023", .036", .047" (0.6mm, 0.9mm, 1.2mm) Bent 90° - .036", .047" (0.9mm, 1.2mm)	1/4" - 1" mm - 26mm	1/8" - 1" 3mm - 26mm	0.3	6
P1434	Quick Switch Retaining Ring Pliers - Includes 5 pairs of color-coded interchangeable tips and Allen wrench in handy pouch. Tip sizes: Straight- .036", .047", .070" (0.9mm, 1.2mm, 1.8mm) Bent 90° - .036", .047" (0.9mm, 1.2mm)	3/8" - 2" 10mm - 51mm	1/4" - 2" 7mm - 51mm	0.6	6
P75	Quick Switch Ratcheting Plier - Includes 6 pairs of color-coded interchangeable tips and Allen wrench in handy pouch. Tip sizes: Bent 15° - .090", .108", .120" (2.3mm, 2.7mm, 3.0mm) Bent 90° - .090", .108", .120" (2.3mm, 2.7mm, 3.0mm).	1 13/16" - 4" 46mm - 102mm	1 1/2" - 4" 32mm - 102mm	1.18	6
P87	Retaining Ring Tool - Includes 6 pairs of color-coded interchangeable tips and Allen wrench in handy pouch. Tip sizes: Bent 20° - .120", .150", .180" (3.0mm, 3.8mm, 4.6mm) Bent 90° - .120", .150", .180" (3.0mm, 2.8mm, 4.6mm).	3 1/2" - 7" 90mm - 175mm	3 1/2" - 7" 90mm - 175mm	3.05	6




Snap Ring Plier Sets

PL1450K	2 Piece Snap Ring Plier Set w/ Molded Foam Tray Includes P1421 & P1434	0.0	1
PL1465K	3 Piece Snap Ring Plier Set w/ Plastic Box Includes P1421, P1434 & P75	0.0	1

Tip Kits

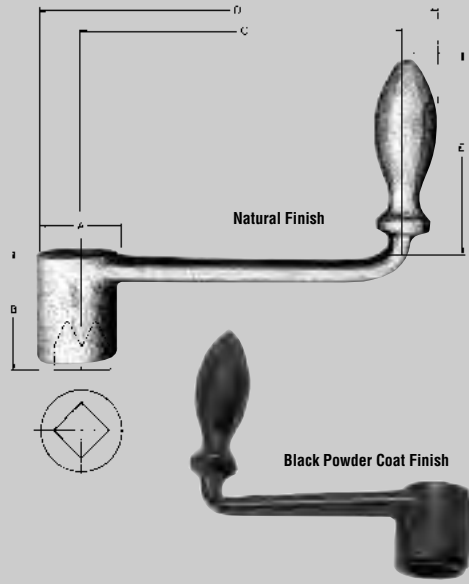
Part No.	Description	Wt. Ea. Lbs.	Std. Pkg. Qty.
P12K	Tip Kit for P1221 & P1421		
P14K	Tip Kit for P1234 & PP1434		
P651590K	Tip Kit for P65 & P75		
P8720K	Tip Kit 20° for P87		
P8790K	Tip Kit 90° for P87		



TOOLS

Broached Crank Handles

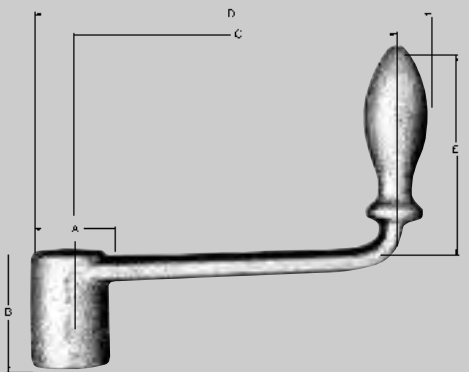
Square Broached Openings, with Counterbore in Free End of Hub. Special Bends, Offsets, and Broached Openings Also Available.



Stock Square Bore	Hub		Length		Height Handle Above Arm	Wt. Ea. Lbs.	Black Powder Coat Finish	Natural Finish	Std. Pkg. Qty.
	Dia.	Length	Center Hub to Center Handle	Overall			Part No.	Part No.	
	A	B	C	D	E				
1/2	1	1 1/2	1 3/4	2 5/8	2 3/4	.46	CH00BC	CH00B	1
1/2	1	1 1/4	2 1/2	3 3/8	2 1/2	.53	CH0BC	CH0B	1
9/16	1 1/4	1 1/2	3	4	2 3/4	.83	CH1BC	CH1B	1
1/2	1 1/8	1 3/8	3 1/2	4 1/2	2 3/4	.74	CH2BC	CH2B	1
9/16	1 1/4	1 3/8	4	5 1/2	3 3/8	1.0	CH4BC	CH4B	1
5/8	1 1/4	1 13/16	5	6 1/8	3 3/8	1.3	CH6BC	CH6B	1
11/16	1 1/4	1 13/16	6	7 1/8	3 3/8	1.4	CH8BC	CH8B	1
3/4	1 3/8	2 1/8	7	8 1/4	3 3/8	1.6	CH10BC	CH10B	1
7/8	1 1/2	2 1/8	8	9 3/8	3 3/8	2.3	CH12BC	CH12B	1
7/8	1 1/2	2 1/2	9 1/8	10 1/2	3 3/4	2.7	CH14BC	CH14B	1
1	1 3/4	3	10	11 1/2	4	3.6	CH16BC	CH16B	1

Unfinished Crank Handles

Unfinished Cranks are Plain Forgings Without a Hole in the Hub.



Max Square Bore	Hub		Length		Height Handle Above Arm	Wt. Ea. Lbs.	Natural Finish	Std. Pkg. Qty.
	Dia.	Length	Center Hub to Center Handle	Overall			Part No.	
	A	B	C	D	E			
5/8	1	1 1/2	1 3/4	2 5/8	2 3/4	.46	CH00U	1
5/8	1	1 1/4	2 1/2	3 3/8	2 1/2	.53	CH0U	1
13/16	1 1/4	1 1/2	3	4	2 3/4	.83	CH1U	1
5/8	1 1/8	1 3/8	3 1/2	4 1/2	2 3/4	.74	CH2U	1
13/16	1 1/4	1 3/8	4	5 1/2	3 3/8	1.0	CH4U	1
13/16	1 1/4	1 13/16	5	6 1/8	3 3/8	1.3	CH6U	1
13/16	1 1/4	1 13/16	6	7 1/8	3 3/8	1.4	CH8U	1
7/8	1 3/8	2 1/8	7	8 1/4	3 3/8	1.6	CH10U	1
1	1 1/2	2 1/8	8	9 3/8	3 3/8	2.3	CH12U	1
1	1 1/2	2 1/2	9 1/8	10 1/2	3 3/4	2.7	CH14U	1
1 1/8	1 3/4	3	10	11 1/2	4	3.6	CH16U	1

C-Clamps Eye Bolts Pry Bars



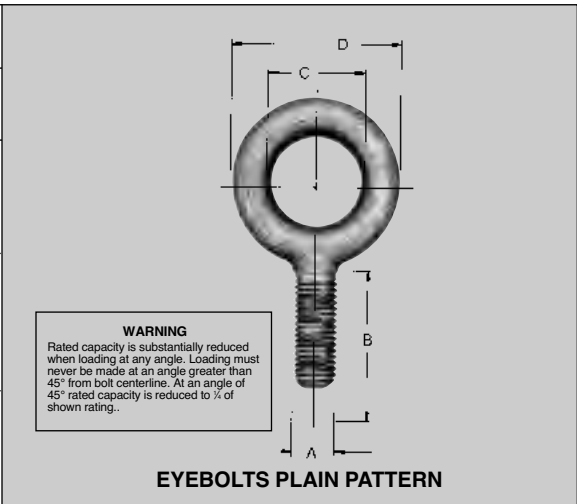
Extra Deep Throat, Copper Plated Fatigue Proof Spindles, Permanent Type Pads.

Inch Capacity	Throat Depth	Spindle Diameter	Minimum Proof Test	Weight Each-Lbs.	Part Number	Std. Pkg. Qty.
0-2	2	1/2	3500 lbs.	1.4	CC402	1
0-3	2 3/8	1/2	3500 lbs.	2.2	CC403	1
0-4	2 3/4	3/4	6500 lbs.	3.4	CC404	1
0-6	3 3/8	3/4	6900 lbs.	5.0	CC406	1
0-8	4 1/2	3/4	6900 lbs.	7.8	CC408	1
0-10	5 3/8	3/4	8000 lbs.	11.0	CC410	1
0-12	5 3/4	7/8	9500 lbs.	15.8	CC412	1



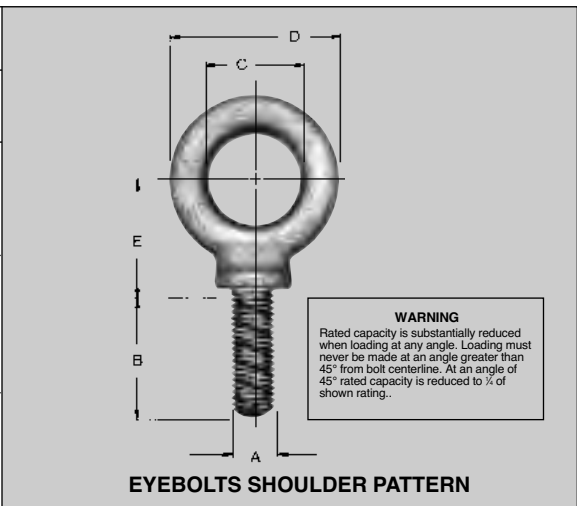
Shot Blasted Finish Meets ANSI B18.15-1985

A	Threads/Inch	B	Eye		*Rated Capacity	Weight Each-Lbs.	Part Number	Std. Pkg. Qty.
			C	D				
1/4	20	1	3/4	1 1/8	500	.06	EB1	1
5/16	18	1 1/8	7/8	1 1/8	900	.10	EB2	1
3/8	16	1 1/4	1	1 1/8	1300	.15	EB3	1
7/16	14	1 3/8	1 1/8	1 3/8	1800	.21	EB4	1
1/2	13	1 1/2	1 3/8	2 1/8	2400	.30	EB5	1
5/8	12	1 3/4	1 3/4	2 1/4	3000	.55	EB6	1
3/4	11	1 3/4	1 3/4	2 3/8	4000	.61	EB7	1
7/8	10	2	1 1/2	2 3/8	5000	.98	EB8	1
1	9	2 1/4	1 3/4	3 1/8	7000	1.53	EB9	1
1 1/8	8	2 1/2	1 3/4	3 3/8	9000	2.06	EB10	1
1 1/4	7	2 3/4	2	4	12000	2.90	EB11	1
1 1/2	7	3	2 3/8	4 3/8	15000	4.11	EB12	1
1 3/4	6	3 1/2	2 1/2	5 1/8	21000	6.73	EB14	1



Shot Blasted Finish Meets ANSI B18.15-1985

A	Threads/Inch	B	Eye		E	*Rated Cpty.-Lbs.	Weight Each-Lbs.	Part Number	Std. Pkg. Qty.
			C	D					
1/4	20	1	3/4	1 1/8	1 1/8	500	.06	EB21	1
5/16	18	1 1/8	7/8	1 1/8	7/8	900	.11	EB22	1
3/8	16	1 1/4	1	1 1/8	1 1/8	1300	.18	EB23	1
7/16	14	1 3/8	1 1/8	1 3/8	1 3/8	1800	.23	EB24	1
1/2	13	1 1/2	1 3/8	2 1/8	1 3/8	2400	.35	EB25	1
5/8	12	1 3/4	1 3/4	2 1/4	1 1/2	3000	.47	EB26	1
3/4	11	1 3/4	1 3/4	2 3/8	1 13/32	4000	.70	EB27	1
7/8	10	2	1 1/2	2 3/8	1 29/32	5000	1.10	EB28	1
1	9	2 1/4	1 3/4	3 1/8	2 1/2	7000	1.70	EB29	1
1 1/8	8	2 1/2	1 3/4	3 3/8	2 7/32	9000	2.36	EB30	1
1 1/4	7	2 3/4	2	4 1/8	2 19/32	12000	3.41	EB31	1
1 1/2	7	3	2 3/8	4 3/8	2 27/32	15000	4.68	EB32	1
1 3/4	6	3 1/2	2 1/2	5 1/8	3 3/8	21000	7.77	EB34	1



Pinch or Pry Bar

Die Bar — Pry Bar

Size	Length	Wt. Ea. Lbs.	Bright Zinc	Industrial Black	Std. Pkg. Qty.	Size	Length	Wt. Ea. Lbs.	Chrome	Industrial Black	Std. Pkg. Qty.
			Part No.	Part No.					Part No.	Part No.	
5/8	16	1.3	196C	196	1	1/2	12	.70	192C	192	1
3/4	24	3.0	197C	197	1	1/2	15	.87	193C	193	1
7/8	30	5.25	198C	198	1	5/8	18	1.6	194C	194	1

J-86 **WARNING: Never substitute a pry bar with a screwdriver. "ALWAYS WEAR SAFETY GOGGLES"**

TOOLS

Only *Martin* Provides This Added Warranty —
If a Hammer Head Should Loosen at Any Time, Return
It for Handle Replacement or a New Hammer.

Type		Description	Body Hammers Part No.		Std. Pkg. Qty.
			Wood Handles	Fiberglass Handles	
DINGING HAMMER		For fender and high-crowned panel dinging or bumping. Both high and low-crown faces for "on or off dolly" work. Faces, 1¼" and 1½". Round heads, 6" overall. Weight 1.04 lbs.	150G	150FG	6
DINGING HAMMER		For light dinging and long reach. Square face permits dinging close to moulding or beading. Faces, 1¼" round, 1½" square head 6" overall. Weight .85 lbs.	151G	—	6
HIGH CROWN CROSS PEEN HAMMER		Two high-crowned faces for concave surfaces on doors, rear quarter panels, fenders and hoods. Faces 1½", 6" overall. Weight 1.02 lbs.	152G	—	6
CROSS CHISEL HAMMER		Excellent for finishing. Cross peen used for working in sharp corners around mouldings and for caulking. Round face — 1⅞" diameter. Chisel — 3" long. Weight .87 lbs.	153G	153FG	6
CURVED CROSS CHISEL HAMMER		Excellent for finishing. Cross peen used for working in sharp corners around mouldings and for caulking. Well balanced curved chisel for work in close places. Round face — 1⅞" diameter. Chisel — 3" long. Weight .85 lbs.	153GB	153FGB	6
CROSS CHISEL SHRINKING HAMMER		Cross grooved. Extra wide faces are cross grooved and used for shrinkage on large surfaces — chisel end used on sharp corners. Flat round face — 1⅞" diameter. Chisel — 3" long. Weight .87 lbs.	153S	—	6
VERTICAL CHISEL HAMMER		Excellent for finishing. Cross peen used for working in sharp corners around mouldings and for caulking. Vertical chisel end used on sharp corners. Round face — 1½" diameter. ⅝" Chisel — 5½" long. Weight .85 lbs.	154G	154FG	6
VERTICAL CHISEL SHRINKING HAMMER		Cross grooved. Extra wide faces are cross grooved and used for shrinkage on large surfaces — vertical chisel end used on sharp corners. Round face — 1½" diameter. Chisel — 5½" long. Weight .87 lbs.	154S	154SFG	6
FENDER BUMPER		For bumping where hand and dolly cannot reach. Ample clearance for obstructions. Also used as a caulking iron. Length of head, 8¾". Weight 2.8 lbs.	155G	155FG	4
PICK HAMMER		Long-reach, thin point for low spot on low-crown panels. Reaches over inner obstructions. One high-crown face. Face, 1¼" round point, ½" radius. Length of pointed end, 5½". Weight .91 lbs.	156G	156FG	6
CURVED PICK HAMMER		Like 156G except pick end is bent in arc of normal blow. Reaches behind reinforcements to difficult spots. Face, 1¼" round point, ½" radius. Length of pointed end, 5½". Weight .86 lbs.	156GB	—	6

Body Hammers











Only *Martin* Provides This Added Warranty —
If a Hammer Head Should Loosen at Any Time, Return
It for Handle Replacement or a New Hammer.

Type		Description	Body Hammers Part No.		Std. Pkg. Qty.
			Wood Handles	Fiberglass Handles	
GENERAL PURPOSE PICK HAMMER		Medium size point and reach for general work. Low crown strawberry point for perfect balance. Face, 1¹/₁₆" round point, 3¹/₂" radius. Length of pick end, 3³/₄". Weight .91 lbs.	158G	158FG	6
ROUND POINT FINISHING HAMMER		Blunt point — long reach. For low spots on high crown panels and other work with long reach. Will not pick holes in the metal. Round face — 1¹/₁₆" diameter. Blunt point 3" long. Weight .81 lbs.	158GM	158FGM	6
SHARP POINT FINISHING HAMMER		Sharp point — long reach. For low spots on high crown panels and other work with long reach. Round face — 1¹/₁₆" diameter. Sharp point 3" long. Weight .79 lbs.	158GMS	—	6
HEAVY DUTY BUMPING HAMMER		For heavy gauge truck fenders and panels. Also used in straightening reinforcements, braces, etc. Faces, 1¹/₄" round and 1¹/₁₆" square head, 4" overall. Weight 1.1 lbs.	160G	160FG	6
DINGING HAMMER		Short-reach, lightweight. One low-crown, square face. Lightest dinging hammer in line. Faces, 1¹/₄" round and 1¹/₁₆" square. Head, 4" overall. Weight .83 lbs.	161G	161FG	6
SHRINKING HAMMER		For work in close quarters. Expertly machined serrations on the round face. Plain square face, 1¹/₄" round serrated face, 1¹/₄" diameter. 4" overall. Weight .78 lbs.	162G	162FG	6
UTILITY PICK HAMMER		Blunt point, short reach. For low spots in high-crown panels and other work with small clearance. Face, 1¹/₁₆" round point, 3¹/₂" radius. Length of pointed end, 2" head, 4" overall. Weight .75 lbs.	164G	164FG	6
PICK HAMMER		Lightweight. Provides stubby pick point and high-crown peen-type faces. Will ding out small dents in high fins. No need to remove panels. Long reach, 18" handle. Weight 5 oz.	165G	—	6
PICK HAMMER		Lightweight. Provides stubby pick point and high-crown peen-type faces. Will ding out small dents in high fins. No need to remove panels. 12" handle. Weight 4 oz.	166G	—	6
CROSS PEEN FINISHING HAMMER		Used to bump odd fender or bumper contours. Round face — 1¹/₁₆" diameter peen end 3¹/₁₆" x 7¹/₈". 5" overall head length. 12" handle. Weight .91 lbs.	168G	168FG	6
HIGH CROWN CROSS PEEN FINISHING HAMMER		Ideal for forming radiuses, contours and curves-restoration, bike tanks. High Crown face — 1¹/₁₆" diameter. 2¹/₄" radius. Peen end 3¹/₁₆" x 1". 5" overall head length. 12" handle. Weight 1.0 lbs.	168HC	168HCFG	6
LARGE FACE PICK FINISHING HAMMER		For finishing and caulking. Round face — 1¹/₄" diameter. 4¹/₂" overall head length. 13" handle. Weight 1.0 lbs.	169G	169FG	6
DOOR SKIN HAMMER		Rectangular heads fit in door flanges. Bent Head - medium crown - starts door skin fold. Straight head - high crown - for finishing. 7" overall length. Weight .94 lbs.	170G	170FG	6

Type		Description	Part No.	Std. Pkg. Qty.
LIGHT WEIGHT TOE DOLLY		Designed for flat surfaces. All the features of a toe dolly. Sizes 4$\frac{3}{4}$" \times 2$\frac{1}{4}$" \times $\frac{1}{16}$". Weight 1.8 lbs.	1057	1
TOE DOLLY		Thinness and length provide easy accessibility to narrow pockets. Large, flat face is frequently used in shrinking and dinging flat panels. The flat sides furnish a convenient anvil for repairing flanges. Sizes 4$\frac{3}{4}$" \times 2$\frac{3}{8}$" \times 1$\frac{1}{16}$". Weight 3.0 lbs.	1058	1
SHRINKING DOLLY (SERRATED)		Shaped like a toe dolly but has one face covered with raised serrations for shrinking metal stretched by dents. Weight 3.4 lbs.	1058S	1
HEEL DOLLY		Design makes it possible to reach easily into sharp corners and wide radii. These features are exclusive to the Heel Dolly and continue its high demand. Sizes 3$\frac{1}{4}$" \times 2$\frac{1}{2}$" \times 1$\frac{1}{16}$". Weight 2.7 lbs.	1059	1
GENERAL PURPOSE DOLLY		Provides convenient and comfortable hand hold during heaviest blows. Weight, balance and several differently crowned working faces, together with two beading and flange lips, give this dolly broad general use. Sizes 2$\frac{7}{8}$" \times 2$\frac{3}{8}$" \times 2$\frac{1}{4}$". Weight 3 lbs.	1060	1
UTILITY DOLLY		High-crown dolly with one narrow beading edge. Thick rounded sides are useful in short radii curves. Wide application of uses in high-crown portions of hoods, fenders and body panels. Sizes 3$\frac{3}{8}$" \times 3" \times 1$\frac{1}{8}$". Weight 2.9 lbs.	1061	1
EGG SHAPED DOLLY		This unique shape with high crown design is a very popular shape, with many different curves and angles. Sizes 1$\frac{5}{8}$" \times 2$\frac{1}{2}$" \times 3$\frac{3}{4}$". Weight 3.1 lbs.	1064	1
WEDGE DOLLY		Long, slender general purpose dolly. Widely favored by many body repair men for all-around use. The long, thin lip is very useful in working behind reinforcements. Sizes 5$\frac{3}{4}$" \times 2$\frac{3}{8}$" \times 2$\frac{3}{16}$". Weight 4 lbs.	1067	1
LIGHT WEIGHT WEDGE DOLLY		Short, slender general purpose Dolly. Good hand grip. Also used for beads or flanges on fenders. Thin edge is useful for corners and beading. Flat side works under long curve of fender Size 2$\frac{3}{4}$" \times 2$\frac{1}{2}$" \times 4$\frac{7}{16}$". Weight 2.7 lbs.	1065	1
"CHAMPION" HEAVYWEIGHT DOLLY		Heavy duty, general purpose fender dolly. A necessity on heavy gauge fenders which resist the blows of lighter dollies. Brings out the toughest damage. Seats comfortably in the hand and protects fingers from a swinging blow. Sizes 3$\frac{3}{8}$" \times 3$\frac{3}{8}$" \times 2$\frac{1}{16}$". Weight 4.6 lbs.	1070	1
LOW CROWN DOLLY		Specially designed for use on low-crown panels where medium and high-crown dollies would stretch the metal. Angle between the sides and large face is less than 90°, which permits this dolly to reach into the corner of a flanged edge. Size 3$\frac{7}{8}$" \times 2$\frac{1}{4}$" \times 1$\frac{1}{8}$". Weight 3.3 lbs.	1068	1

Body and Fender Repair Tools








Body Spoons

Type		Description	Part No.	Std. Pkg. Qty.
LIGHT DINGING SPOON		To ding ridges smooth and level. When held against ridge and struck with hammer, spreads blow over large area making smooth job and preventing damage to metal or finish. Not made for prying. Length 10" overall. Face 2" x 4⁵/₁₆". Weight .50 lbs.	1036	6
COMBINATION SPOON		General purpose fender spoon. Used as dolly behind brackets, inner panels and similar places. Handle offset to give balance when dinging and for long reach. Has high-crown working surface. Face 1³/₄" x 5¹/₂". Handle 1" octagon 4³/₄" long. Weight 3.0 lbs.	1050	4
SPOON DOLLY		Long handle permits many uses in places otherwise inaccessible. Can be driven between reinforcements and outer panel, then used to pry outward as the metal is dinged. Excellent forming and caulking tool for the deep pockets of doors, quarter-panels, rear fenders and lower trunk panels. Size 2¹/₂" x 1" x 3". Weight 4.2 lbs.	1052	1
LONG CURVED SPOON		Long, thin, curved blade is handy for prying up dents behind curved reinforcements in header panels, hinge anchors in doors, body pillars and reinforcements in hoods and radiator shells. Length 10¹/₂" overall. Face 2" x 7". Weight 1.5 lbs.	1054	6
WING-DING SPOON DOLLY		The answer to repair problems on high fins. A dolly, a spoon, a pry. Long handle and special contours for working up inside cramped fins. Wide spoon transmits hammer blows over wide area without damaging finish. 1" handle diameter, 19" overall length. Weight 4.5 lbs.	1056	1
HEAVY DUTY DRIVING AND FENDER BENDING TOOL		Useful for restoration of turned under, non-wired flanged edges. Also handy for alignment of inner construction and flanges on alligator hoods. Heavy formed striking pads. Length 14¹/₂". Weight 3.2 lbs.	1091	1
CAULKING IRON		Excellent precision made wire caulking iron. Polished working surfaces are rounded for use on inside moldings. Face 1³/₄" x 1". Overall length 11". Weight 1.4 lbs.	1096C	6
SURFACING SPOON		Excellent spoon for fender spring hammering, finishing and shaping. Curve gets behind inner construction between panels that are close for removal of dents. Molds panels. Blade fully polished. 9" Blade Length. 2¹/₄" Width. Overall Length 15¹/₈". Weight 2.5 lbs.	1024	1
MEDIUM CROWN SPOON		Long slender shape just like the 1024 surfacing spoon. Inside with medium crown, for high ridges or prying. For slapping and surface finishing on fenders, panels and trunk lids. Blade fully polished. 9" Blade Length. 2¹/₄" Width. Overall Length 14¹/₈". Weight 1.5 lbs.	1026	1
HEAVY DUTY DOUBLE END S-SPOON		General purpose fender and frame spoon. Designed to provide further reach on panels and behind reinforcements. Prying, heavy duty design for use on SUV frames. 12³/₁₆" Length. 1¹/₂" x 5¹/₄" Face. Weight 3.0 lbs.	1044	1








Body and Fender Repair Tools

Body Picks

Type		Description	Part No.	Std. Pkg. Qty.
MEDIUM CURVED PICK		Medium length. Curved and pointed. Use twisting or prying action. Length 26½" . Weight 2.2 lbs.	1106	1
LONG CURVED PICK		Long length. Curved and pointed. Use twisting or prying action. Length 31" . Weight 2.5 lbs.	1107	1
LONG CHISEL BIT PICK		Heavy duty. Employ twisting action. Chisel bit 1" . Length 20" . Weight 1.9 lbs.	1109	1
SHORT CURVED PICK		Extremely short length. Curved and pointed. Use twisting or prying action. Length 12" . Weight .5 lbs.	1110	1
MEDIUM SHORT CURVED PICK		Short length. Curved and pointed. Use twisting or prying action. Length 18" . Weight .7 lbs.	1111	1
LIGHT CHISEL BIT PICK		Light duty. Employ twisting action. Chisel bit 1½" . Length 16" . Weight .7 lbs.	1112	1
LIGHT CHISEL BIT PICK SET		Body Pick Chisel set includes: 12" Pick, 18" Pic, 16" Pick. Weight 1.9 lbs.	1000PK	1

Body and Fender Repair Tools

Miscellaneous Tools

Type		Description	Part No.	Std. Pkg. Qty.
ADJUSTABLE AND FLEXIBLE FILE HOLDERS		Permits use of files to 14". Handle adjustable for both right and left hand use for working close to offset or panels. Permit flexing either way to maximum point of safety against breakage. Weight 1.7 lbs.	1150	1
STANDARD 14" BODY FILE		Vixen milled, curved tooth. Plain blade. Flexible, standard cut, 8 tooth. 14" long. Weight .66 lbs.	1158F	5
STRAIGHT SHELL BODY FILE		Vixen milled, curved tooth. Plain blade. Half round shell, 8 tooth. Concave for shallow concave work. 14" long. Weight .66 lbs.	1163F	5
BODY DENT PULLER TOOL		Slide hammer activated. This tool provides a remarkably simple and easy method of removing a dent in a door or panel. Merely punch or drill a hole in the deepest part of the damage and insert a self-threading screw or hook. A few light impacts with the slide hammer will return the metal to original position. Shaft is 1/2" x 13" with locking device to keep screw from turning. Cadmium and black oxide rust-proof finish. Weight 3.9 lbs.	DP38	1
THE KEY TO METAL BUMPING		This book, entitled "The Key to Metal Bumping," is an excellent instruction manual and guide for every body man or student. It provides authoritative reference for techniques and methods for all phases of body and fender work. Its 126 pages cover most approaches to body repair problems. Visual assistance is rendered by more than 100 illustrations. It includes explanations of many time-saving short-cut methods to make the job easier and better. Among other features is a glossary of terms used in the trade. This is the third edition. The first was published in the late thirties and over the years has enjoyed widespread acceptance and usage as a guide and text by many public, private and trade schools. It is a perfect "tool of the trade" for the student and journeyman alike.	BFB	1

TOOLS






Body and Fender Repair Tool Sets

PART NO.	659 K	10 TOOLS
153G.....	Cross Chisel Straight Hammer	
158G.....	General Purpose Pick Hammer	
160G.....	Heavy Duty Bumping Hammer	
164G.....	Utility Pick Hammer	
1058.....	Toe Dolly Block	
1059.....	Heel Dolly Block	
1060.....	General Purpose Dolly Block	
1036.....	Light Dinging Spoon	
1150.....	Adjustable File Holder	
1158F.....	Body File Standard 14"	
BFB.....	Instruction Manual	
BX18.....	Tool Box	
PART NO.	691 K	15 TOOLS
153G.....	Cross Chisel Straight Hammer	
156G.....	Pick Hammer	
158G.....	General Purpose Pick Hammer	
160G.....	Heavy Duty Bumping Hammer	
161G.....	Dinging Hammer	
164G.....	Utility Pick Hammer	
1058.....	Toe Dolly Block	
1059.....	Heel Dolly Block	
1060.....	General Purpose Dolly Block	
1036.....	Light Dinging Spoon	
1052.....	Spoon Dolly	
1050.....	Combination Spoon	
1150.....	Adjustable File Holder	
1158F.....	Body File Standard 14"	
162G.....	Shrinking Hammer	
BFB.....	Instruction Manual	
BX18.....	Tool Box	
PART NO.	692 K	25 TOOLS
150G.....	Dinging Hammer	
153G.....	Cross Chisel Straight Hammer	
153GB.....	Cross Chisel Curved Hammer	
155G.....	Fender Bumper	
156G.....	Pick Hammer	
156GB.....	Curved Pick Hammer	
158G.....	General Purpose Pick Hammer	
160G.....	Heavy Duty Bumping Hammer	
161G.....	Dinging Hammer	
162G.....	Shrinking Hammer	
164G.....	Utility Pick Hammer	
168G.....	Cross Peen Finishing Hammer	
169G.....	Large Face Pick Finishing Hammer	
1036.....	Light Dinging Spoon	
1050.....	Combination Spoon	
1052.....	Spoon Dolly	
1054.....	Long Curved Spoon	
1058.....	Toe Dolly Block	
1059.....	Heel Dolly Block	
1060.....	General Purpose Dolly Block	
1061.....	Utility Dolly Block	
1068.....	Low Crown Dolly Block	
1091.....	Heavy Duty Driving Spoon	
1150.....	Adjustable File Holder	
1158F.....	Body File Standard 14"	
BFB.....	Instruction Manual	
BX17.....	Tool Box	

TOOLS

Body and Fender Repair Tools Tool Sets



<p style="text-align: center;">4 TOOLS</p> 	<table border="1" style="width: 100%; border-collapse: collapse;"> <thead> <tr> <th style="text-align: left;">Part No.</th> <th style="text-align: left;">644K</th> <th style="text-align: left;">WOOD HANDLES</th> </tr> </thead> <tbody> <tr> <td>158G</td> <td>General Purpose Pick Hammer</td> <td></td> </tr> <tr> <td>153GB</td> <td>Cross Chisel Curved Hammer</td> <td></td> </tr> <tr> <td>1036</td> <td>Light Dinging Spoon</td> <td></td> </tr> <tr> <td>1058</td> <td>Toe Dolly Block</td> <td></td> </tr> <tr> <th style="text-align: left;">Part No.</th> <th style="text-align: left;">644KFG</th> <th style="text-align: left;">FIBERGLASS HANDLES</th> </tr> <tr> <td>158FG</td> <td>General Purpose Pick Hammer</td> <td></td> </tr> <tr> <td>153FGB</td> <td>Cross Chisel Curved Hammer</td> <td></td> </tr> <tr> <td>1036</td> <td>Light Dinging Spoon</td> <td></td> </tr> <tr> <td>1058</td> <td>Toe Dolly Block</td> <td></td> </tr> </tbody> </table>	Part No.	644K	WOOD HANDLES	158G	General Purpose Pick Hammer		153GB	Cross Chisel Curved Hammer		1036	Light Dinging Spoon		1058	Toe Dolly Block		Part No.	644KFG	FIBERGLASS HANDLES	158FG	General Purpose Pick Hammer		153FGB	Cross Chisel Curved Hammer		1036	Light Dinging Spoon		1058	Toe Dolly Block	
Part No.	644K	WOOD HANDLES																													
158G	General Purpose Pick Hammer																														
153GB	Cross Chisel Curved Hammer																														
1036	Light Dinging Spoon																														
1058	Toe Dolly Block																														
Part No.	644KFG	FIBERGLASS HANDLES																													
158FG	General Purpose Pick Hammer																														
153FGB	Cross Chisel Curved Hammer																														
1036	Light Dinging Spoon																														
1058	Toe Dolly Block																														
<p style="text-align: center;">7 TOOLS</p> 	<table border="1" style="width: 100%; border-collapse: collapse;"> <thead> <tr> <th style="text-align: left;">Part No.</th> <th style="text-align: left;">647K</th> <th style="text-align: left;">WOOD HANDLES</th> </tr> </thead> <tbody> <tr> <td>153GB</td> <td>Cross Chisel Curved Hammer</td> <td>1058 Toe Dolly Block</td> </tr> <tr> <td>162G</td> <td>Shrinking Hammer</td> <td>1059 Heel Dolly Block</td> </tr> <tr> <td>164G</td> <td>Utility Pick Hammer</td> <td>1060 General Purpose Dolly Block</td> </tr> <tr> <td>1036</td> <td>Light Dinging Spoon</td> <td></td> </tr> <tr> <th style="text-align: left;">Part No.</th> <th style="text-align: left;">647KFG</th> <th style="text-align: left;">FIBERGLASS HANDLES</th> </tr> <tr> <td>153FGB ...</td> <td>Cross Chisel Curved Hammer</td> <td>1058.. Toe Dolly Block</td> </tr> <tr> <td>162FG</td> <td>Shrinking Hammer</td> <td>1059.. Heel Dolly Block</td> </tr> <tr> <td>164FG</td> <td>Utility Pick Hammer</td> <td>1060.. General Purpose Dolly Block</td> </tr> <tr> <td>1036</td> <td>Light Dinging Spoon</td> <td></td> </tr> </tbody> </table>	Part No.	647K	WOOD HANDLES	153GB	Cross Chisel Curved Hammer	1058 Toe Dolly Block	162G	Shrinking Hammer	1059 Heel Dolly Block	164G	Utility Pick Hammer	1060 General Purpose Dolly Block	1036	Light Dinging Spoon		Part No.	647KFG	FIBERGLASS HANDLES	153FGB ...	Cross Chisel Curved Hammer	1058.. Toe Dolly Block	162FG	Shrinking Hammer	1059.. Heel Dolly Block	164FG	Utility Pick Hammer	1060.. General Purpose Dolly Block	1036	Light Dinging Spoon	
Part No.	647K	WOOD HANDLES																													
153GB	Cross Chisel Curved Hammer	1058 Toe Dolly Block																													
162G	Shrinking Hammer	1059 Heel Dolly Block																													
164G	Utility Pick Hammer	1060 General Purpose Dolly Block																													
1036	Light Dinging Spoon																														
Part No.	647KFG	FIBERGLASS HANDLES																													
153FGB ...	Cross Chisel Curved Hammer	1058.. Toe Dolly Block																													
162FG	Shrinking Hammer	1059.. Heel Dolly Block																													
164FG	Utility Pick Hammer	1060.. General Purpose Dolly Block																													
1036	Light Dinging Spoon																														
<p style="text-align: center;">4 TOOLS</p> 	<table border="1" style="width: 100%; border-collapse: collapse;"> <thead> <tr> <th style="text-align: left;">Part No.</th> <th style="text-align: left;">694K</th> <th style="text-align: left;">WOOD HANDLES</th> </tr> </thead> <tbody> <tr> <td>158G</td> <td>General Purpose Pick Hammer</td> <td></td> </tr> <tr> <td>153GB</td> <td>Cross Chisel Curved Hammer</td> <td></td> </tr> <tr> <td>164G</td> <td>Utility Pick Hammer</td> <td></td> </tr> <tr> <td>170G</td> <td>Door Skin Hammer</td> <td></td> </tr> </tbody> </table>	Part No.	694K	WOOD HANDLES	158G	General Purpose Pick Hammer		153GB	Cross Chisel Curved Hammer		164G	Utility Pick Hammer		170G	Door Skin Hammer																
Part No.	694K	WOOD HANDLES																													
158G	General Purpose Pick Hammer																														
153GB	Cross Chisel Curved Hammer																														
164G	Utility Pick Hammer																														
170G	Door Skin Hammer																														
	<table border="1" style="width: 100%; border-collapse: collapse;"> <thead> <tr> <th style="text-align: left;">Part No.</th> <th style="text-align: left;">694KFG</th> <th style="text-align: left;">FIBERGLASS HANDLES</th> </tr> </thead> <tbody> <tr> <td>158FG</td> <td>General Purpose Pick Hammer</td> <td></td> </tr> <tr> <td>153FGB ...</td> <td>Cross Chisel Curved Hammer</td> <td></td> </tr> <tr> <td>164FG</td> <td>Utility Pick Hammer</td> <td></td> </tr> <tr> <td>170FG</td> <td>Door Skin Hammer</td> <td></td> </tr> </tbody> </table>	Part No.	694KFG	FIBERGLASS HANDLES	158FG	General Purpose Pick Hammer		153FGB ...	Cross Chisel Curved Hammer		164FG	Utility Pick Hammer		170FG	Door Skin Hammer																
Part No.	694KFG	FIBERGLASS HANDLES																													
158FG	General Purpose Pick Hammer																														
153FGB ...	Cross Chisel Curved Hammer																														
164FG	Utility Pick Hammer																														
170FG	Door Skin Hammer																														
	<table border="1" style="width: 100%; border-collapse: collapse;"> <thead> <tr> <th style="text-align: left;">Part No.</th> <th style="text-align: left;">645K</th> </tr> </thead> <tbody> <tr> <td>1059</td> <td>Heel Dolly</td> </tr> <tr> <td>1060</td> <td>General Purpose Dolly</td> </tr> <tr> <td>1036</td> <td>Light Dinging Spoon</td> </tr> <tr> <td>1057</td> <td>Light Weight Toe Dolly</td> </tr> </tbody> </table>	Part No.	645K	1059	Heel Dolly	1060	General Purpose Dolly	1036	Light Dinging Spoon	1057	Light Weight Toe Dolly																				
Part No.	645K																														
1059	Heel Dolly																														
1060	General Purpose Dolly																														
1036	Light Dinging Spoon																														
1057	Light Weight Toe Dolly																														

TOOLS


Combination Wrenches

BD1		QTY.
1158	1/4 Combination Wrench	1
1159	5/16 Combination Wrench	1
1159A	11/32 Combination Wrench	1
1160	3/8 Combination Wrench	1
1161	7/16 Combination Wrench	1
1162	1/2 Combination Wrench	1
1163	9/16 Combination Wrench	1
1164	5/8 Combination Wrench	1
1165	11/16 Combination Wrench	1
1166	3/4 Combination Wrench	1
1167A	13/16 Combination Wrench	1
1167	7/8 Combination Wrench	1
1168	15/16 Combination Wrench	1
1170	1 Combination Wrench	1
1171	1 1/16 Combination Wrench	1
1172	1 1/8 Combination Wrench	1
1173	1 1/4 Combination Wrench	1
1174	1 5/16 Combination Wrench	1
1175	1 3/8 Combination Wrench	1
1176	1 7/16 Combination Wrench	1



Combination Wrenches - Metric

BD2		QTY.
1106MM	6 MM Combination Wrench	1
1107MM	7 MM Combination Wrench	1
1108MM	8 MM Combination Wrench	1
1109MM	9 MM Combination Wrench	1
1110MM	10 MM Combination Wrench	1
1111MM	11 MM Combination Wrench	1
1112MM	12 MM Combination Wrench	1
1113MM	13 MM Combination Wrench	1
1114MM	14 MM Combination Wrench	1
1115MM	15 MM Combination Wrench	1
1116MM	16 MM Combination Wrench	1
1117MM	17 MM Combination Wrench	1
1118MM	18 MM Combination Wrench	1
1119MM	19 MM Combination Wrench	1
1120MM	20 MM Combination Wrench	1
1121MM	21 MM Combination Wrench	1
1122MM	22 MM Combination Wrench	1
1123MM	23 MM Combination Wrench	1
1124MM	24 MM Combination Wrench	1
1125MM	25 MM Combination Wrench	1
1126MM	26 MM Combination Wrench	1
1127MM	27 MM Combination Wrench	1
1128MM	28 MM Combination Wrench	1
1129MM	29 MM Combination Wrench	1
1130MM	30 MM Combination Wrench	1
1132MM	32 MM Combination Wrench	1
1134MM	34 MM Combination Wrench	1



Hydraulic Wrenches



BD3		QTY.
3710A	11/32x11/32 Hydraulic Wrench	1
3710	3/8x3/8 Hydraulic Wrench	1
3711	7/16x7/16 Hydraulic Wrench	1
3712	1/2x1/2 Hydraulic Wrench	1
3713	9/16x9/16 Hydraulic Wrench	1
3714	5/8x5/8 Hydraulic Wrench	1
3715	11/16x11/16 Hydraulic Wrench	1
3716	3/4x3/4 Hydraulic Wrench	1
3717	13/16x13/16 Hydraulic Wrench	1
3718	7/8x7/8 Hydraulic Wrench	1
3719	15/16x15/16 Hydraulic Wrench	1
3720	1x1 Hydraulic Wrench	1
3721	1 1/16x 1 1/16 Hydraulic Wrench	1
3722	1 1/8x1 1/8 Hydraulic Wrench	1
3722A	1 3/16x1 3/16 Hydraulic Wrench	1
3723	1 1/4x1 1/4 Hydraulic Wrench	1
3724	1 3/8x1 3/8 Hydraulic Wrench	1
3725	1 7/16x1 7/16 Hydraulic Wrench	1
3726	1 1/2x 1 1/2 Hydraulic Wrench	1

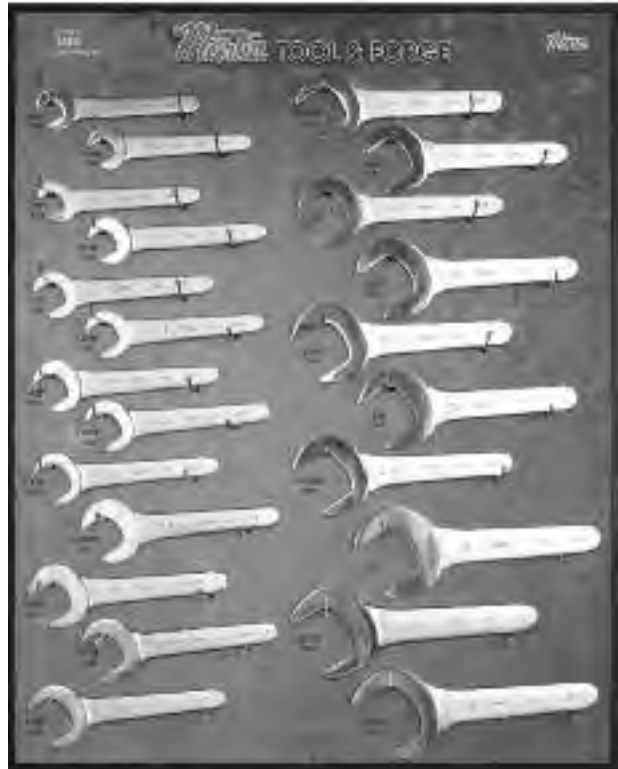
Hydraulic Wrenches — Metric



BD4		QTY.
3709mm	9 mm Hydraulic Wrench	1
3710mm	10 mm Hydraulic Wrench	1
3711mm	11 mm Hydraulic Wrench	1
3712mm	12 mm Hydraulic Wrench	1
3713mm	13 mm Hydraulic Wrench	1
3714mm	14 mm Hydraulic Wrench	1
3715mm	15 mm Hydraulic Wrench	1
3716mm	16 mm Hydraulic Wrench	1
3717mm	17 mm Hydraulic Wrench	1
3718mm	18 mm Hydraulic Wrench	1
3719mm	19 mm Hydraulic Wrench	1
3720mm	20 mm Hydraulic Wrench	1
3721mm	21 mm Hydraulic Wrench	1
3722mm	22 mm Hydraulic Wrench	1
3723mm	23 mm Hydraulic Wrench	1
3724mm	24 mm Hydraulic Wrench	1
3727mm	27 mm Hydraulic Wrench	1
3730mm	30 mm Hydraulic Wrench	1
3732mm	32 mm Hydraulic Wrench	1
3734mm	34 mm Hydraulic Wrench	1
3736mm	36 mm Hydraulic Wrench	1


Service Wrenches

BD5		QTY.
1224	3/4 Service Wrench	1
1226	13/16 Service Wrench	1
1228	7/8 Service Wrench	1
1230	15/16 Service Wrench	1
1232	1 Service Wrench	1
1234	1 1/16 Service Wrench	1
1236	1 1/8 Service Wrench	1
1238	1 3/16 Service Wrench	1
1240	1 1/4 Service Wrench	1
1242	1 5/16 Service Wrench	1
1244	1 3/8 Service Wrench	1
1246	1 7/16 Service Wrench	1
1248	1 1/2 Service Wrench	1
1250	1 9/16 Service Wrench	1
1252	1 5/8 Service Wrench	1
1254	1 11/16 Service Wrench	1
1256	1 3/4 Service Wrench	1
1258	1 13/16 Service Wrench	1
1260	1 7/8 Service Wrench	1
1262	1 15/16 Service Wrench	1
1264	2 Service Wrench	1
1268	2 1/8 Service Wrench	1
1272	2 1/4 Service Wrench	1



Service Wrenches — Metric

BD6		QTY.
1219mm	19mm Service Wrench	1
1221mm	21 mm Service Wrench	1
1222mm	22 mm Service Wrench	1
1224mm	24 mm Service Wrench	1
1227mm	27 mm Service Wrench	1
1230mm	30 mm Service Wrench	1
1232mm	32 mm Service Wrench	1
1236mm	36 mm Service Wrench	1
1237mm	37 mm Service Wrench	1
1238mm	38 mm Service Wrench	1
1240mm	40 mm Service Wrench	1
1241mm	41 mm Service Wrench	1
1242mm	42 mm Service Wrench	1
1244mm	44 mm Service Wrench	1
1246mm	46 mm Service Wrench	1
1248mm	48 mm Service Wrench	1
1250mm	50 mm Service Wrench	1
1255mm	55 mm Service Wrench	1
1260mm	60 mm Service Wrench	1
1265mm	65 mm Service Wrench	1



Tool Display Boards



Double Open End / Box Wrenches



BD7		QTY.
1020	1/4x5/16 Open End Wrench	1
1721	5/16x3/8 Open End Wrench	1
1723	3/8x7/16 Open End Wrench	1
1725	7/16x1/2 Open End Wrench	1
1725A	7/16x9/16 Open End Wrench	1
1725B	1/2x9/16 Open End Wrench	1
1727	9/16x5/8 Open End Wrench	1
1027B	5/8x11/16 Open End Wrench	1
1729	5/8x3/4 Open End Wrench	1
1731	3/4x13/16 Open End Wrench	1
1033A	7/8x15/16 Open End Wrench	1
1733	7/8x1 Open End Wrench	1
1034A	15/16x1 1/16 Open End Wrench	1
1735	1x1 1/8 Open End Wrench	1
8723	3/8x7/16 Long Box Wrench	1
8725B	1/2x9/16 Long Box Wrench	1
8729	5/8x3/4 Long Box Wrench	1
8029B	11/16x3/4 Long Box Wrench	1
8033A	7/8x15/16 Long Box Wrench	1
8033C	15/16x1 Long Box Wrench	1
8735	1x1 1/8 Long Box Wrench	1
8037	1 1/16x1 1/4 Long Box Wrench	1
8039B	1 1/4x1 7/16 Long Box Wrench	1
9721	5/16x3/8 Dbl. Offset Box Wrench	1
9723	3/8x7/16 Dbl. Offset Box Wrench	1
9725B	1/2x9/16 Dbl. Offset Box Wrench	1
9727	9/16x5/8 Dbl. Offset Box Wrench	1
9729	5/8x3/4 Dbl. Offset Box Wrench	1

Check Nut Wrenches



BD9		QTY.
601A	7/16 CHECKNUT	1
601	1/2 CHECKNUT	1
602A	9/16 CHECKNUT	1
602	19/32 CHECKNUT	1
603A	5/8 CHECKNUT	1
603	11/16 CHECKNUT	1
604A	3/4 CHECKNUT	1
605A	13/16 CHECKNUT	1
605	7/8 CHECKNUT	1
606A	15/16 CHECKNUT	1
606B	1 CHECKNUT	1
607	1 1/16 CHECKNUT	1
607A	1 1/8 CHECKNUT	1
608	1 1/4 CHECKNUT	1
610MM	10mm CHECKNUT	1
611MM	1mm CHECKNUT	1
612MM	12mm CHECKNUT	1
613MM	13mm CHECKNUT	1
614MM	14mm CHECKNUT	1
615MM	15mm CHECKNUT	1
616MM	16mm CHECKNUT	1
617MM	17mm CHECKNUT	1
618MM	18mm CHECKNUT	1
619MM	19mm CHECKNUT	1
621MM	21mm CHECKNUT	1
622MM	22mm CHECKNUT	1
624MM	24mm CHECKNUT	1
627MM	27mm CHECKNUT	1
630MM	30mm CHECKNUT	1
632MM	32mm CHECKNUT	1

TOOLS

Crowfoot Wrenches

BD10		QTY.
4112	3/8 Crowfoot Wrench	1
4114	7/16 Crowfoot Wrench	1
4116	1/2 Crowfoot Wrench	1
4118	9/16 Crowfoot Wrench	1
4120	5/8 Crowfoot Wrench	1
4122	11/16 Crowfoot Wrench	1
4124	3/4 Crowfoot Wrench	1
4126	13/16 Crowfoot Wrench	1
4128	7/8 Crowfoot Wrench	1
4130	15/16 Crowfoot Wrench	1
4132	1 Crowfoot Wrench	1
4134	1 1/16 Crowfoot Wrench	1
4136	1 1/8 Crowfoot Wrench	1
4140	1 1/4 Crowfoot Wrench	1
4144	1 3/8 Crowfoot Wrench	1
4148	1 1/2 Crowfoot Wrench	1
BC20	5/8 Drive Crowfoot	1
BC22	11/16 Drive Crowfoot	1
BC24	3/4 Drive Crowfoot	1
BC26	13/16 Drive Crowfoot	1
BC28	7/8 Drive Crowfoot	1
BC30	15/16 Drive Crowfoot	1
BC32	1 Drive Crowfoot	1
BC34	1 1/16 Drive Crowfoot	1
SC36	1 1/8 Drive Crowfoot	1
SC38	1 3/16 Drive Crowfoot	1
SC40	1 1/4 Drive Crowfoot	1
SC42	1 5/16 Drive Crowfoot	1
SC44	1 3/8 Drive Crowfoot	1
SC46	1 7/16 Drive Crowfoot	1
SC50	1 9/16 Drive Crowfoot	1
SC52	1 5/8 Drive Crowfoot	1
SC54	1 11/16 Drive Crowfoot	1
SC56	1 3/4 Drive Crowfoot	1
SC58	1 13/16 Drive Crowfoot	1
SC60	1 7/8 Drive Crowfoot	1
SC62	1 15/16 Drive Crowfoot	1
SC64	2 Drive Crowfoot	1



Spanner Wrenches

BD11		QTY.
O471	3/4 to 2 Adjustable Pin Spanner	1
O471A	3/4 to 2 Adjustable Pin Spanner	1
O472	1 1/4 to 3 Adjustable Pin Spanner	1
O472A	1 1/4 to 3 Adjustable Pin Spanner	1
O474	2 to 4 3/4 Adjustable Pin Spanner	1
O474A	4 1/2 to 6 1/4 Adjustable Pin Spanner	1
471	3/4 to 2 Adjustable Hook Spanner	1
472	1 1/4 to 3 Adjustable Hook Spanner	1
474	2 to 4 3/4 Adjustable Hook Spanner	1
474A	4 1/2 to 6 1/4 Adjustable Hook Spanner	1
474B	6 1/8 to 8 3/4 Adjustable Hook Spanner	1
482	2 Adjustable Face Spanner	1
483	3 Adjustable Face Spanner	1
484	4 Adjustable Face Spanner	1



TOOLS

Tool Board Display

Adjustable Wrenches



BD12		QTY.
A6	6 Adjustable Wrench	1
A6T	6 Adjustable Wrench Black	1
A8	8 Adjustable Wrench	1
A8T	8 Adjustable Wrench Black	1
A10	10 Adjustable Wrench	1
A10T	10 Adjustable Wrench Black	1
A12	12 Adjustable Wrench	1
A12T	12 Adjustable Wrench Black	1
A 15	15 Adjustable Wrench	1
A15T	15 Adjustable Wrench Black	1
A18	18 Adjustable Wrench	1
A18T	18 Adjustable Wrench Black	1
89311	11 Adjustable Auto Wrench	1

Pliers



BD13		QTY.
P206	6 Diagonal Cutting	1
P208	8 Combination Slip Joint	1
P210	10 Combination Slip Joint	1
P307	7 Lineman's	1
P308	8 1/2 Lineman's	1
P309	9 1/4 New England Pattern Lineman's	1
P407	7 Tongue and Groove	1
P506	6 1/2 Long Chain Side Cutting	1
P507	8 Long Chain Side Cutting	1
P510	10 Tongue and Groove	1
P2065	6 3/4 Combination Slip Joint	1
P2075	7 Diagonal Cutting	1
P71275	13 Tongue and Groove	1
P75	10" Retaining Ring Plier 1 1/2" - 4"	1
P1421	6" Retaining Ring Plier 1/8" - 1"	1
P1434	8" Retaining Ring Plier 1/4" - 2"	1

TOOLS

Dollies

BD14		QTY.
1024	Surfacing Spoon	1
1036	Light Dinging Spoon	1
1052	Spoon Dolly	1
1056	Wing-Ding Spoon Dolly	1
1057	Light Weight Toe Dolly	1
1058	Toe Dolly	1
1058S	Shrinking Dolly (Serrated)	1
1059	Heel Dolly	1
1060	General Purpose Dolly	1
1065	Light Weight Wedge Dolly	1



Wood Handle Hammers

BD15WD		QTY.
150G	Dinging Hmr.	1
153G	Cross Chisel Hmr.	1
153GB	Cross Chisel Curved Hmr.	1
153S	Cross Chisel Shrinking Hmr.	1
156GB	Curved Pick Hmr.	1
158G	General Purpose Pick Hmr.	1
160G	Heavy Duty Bumping Hmr.	1
162G	Shrinking Hmr.	1
164G	Utility Pick Hmr.	1
168G	Cross Peen Finishing Hmr.	1
170G	Door Skin Hmr.	1



Tool Board Display



Fiberglass Handle Hammers



BD15FG		QTY.
150FG	Dinging Hmr.	1
153FG	Cross Chisel Hmr.	1
153FGB	Cross Chisel Curved Hmr.	1
153SFG	Cross Chisel Shrinking Hmr.	1
156FG	Curved Pick Hmr.	1
158FG	General Purpose Pick Hmr.	1
160FG	Heavy Duty Bumping Hmr.	1
162FG	Shrinking Hmr.	1
164FG	Utility Pick Hmr.	1
168FG	Cross Peen Finishing Hmr.	1
170FG	Door Skin Hmr.	1

1/4" & 3/8" Sockets




BD16	QTY.	BD16	QTY.	DB16	QTY.
M52	ATTACH,1/4,RATCH	1	BA10	SKT,3/8,HEX,BIT,5/16	1
M103	ATTACH,1/4,EXT,3	1	BA12	SKT,3/8,HEX,BIT,5/16	1
M106	ATTACH,1/4,SPINNER,6	1	B0612	SKT,3/8,6PT,FLEX,3/8	1
M605	SKT,1/4,6PT,STD,5/32	1	B0614	SKT,3/8,6PT,FLEX,7/16	1
M606	SKT,1/4,6PT,STD,3/16	1	B0616	SKT,3/8,6PT,FLEX,1/2	1
M607	SKT,1/4,6PT,STD,7/32	1	B0618	SKT,3/8,6PT,FLEX,9/16	1
M608	SKT,1/4,6PT,STD,1/4	1	B0620	SKT,3/8,6PT,FLEX,5/8	1
M609	SKT,1/4,6PT,STD,9/32	1	B0622	SKT,3/8,6PT,FLEX,11/16	1
M610	SKT,1/4,6PT,STD,5/16	1	B0624	SKT,3/8,6PT,FLEX,3/4	1
M611	SKT,1/4,6PT,STD,11/32	1	B40A	RATCH,3/8,F-HDL,8 1/2	1
M612	SKT,1/4,6PT,STD,3/8	1	B52	RATCH,3/8,REV,7	1
M614	SKT,1/4,6PT,STD,7/16	1	B54	RATCH,3/8,FLEX	1
M616	SKT,1/4,6PT,STD,1/2	1	B103	ATTACH,EXT,3/8,3	1
M1206	SKT,1/4,12PT,STD,3/16	1	B105	ATTACH,EXT,3/8,5	1
M1207	SKT,1/4,12PT,STD,7/32	1	B112	ATTACH,EXT,3/8,12	1
M1208	SKT,1/4,12PT,STD,1/4	1	B608	SKT,3/8,6PT,STD,1/4	1
M1209	SKT,1/4,12PT,STD,9/32	1	B610	SKT,3/8,6PT,STD,5/16	1
M1210	SKT,1/4,12PT,STD,5/16	1	B612	SKT,3/8,6PT,STD,3/8	1
M1211	SKT,1/4,12PT,STD,11/32	1	B614	SKT,3/8,6PT,STD,7/16	1
M1212	SKT,1/4,12PT,STD,3/8	1	B616	SKT,3/8,6PT,STD,1/2	1
M1214	SKT,1/4,12PT,STD,7/16	1	B618	SKT,3/8,6PT,STD,9/16	1
M1216	SKT,1/4,12PT,STD,1/2	1	B620	SKT,3/8,6PT,STD,5/8	1
MD606	SKT,1/4,6PT,DP,3/16	1	B622	SKT,3/8,6PT,STD,11/16	1
MD607	SKT,1/4,6PT,DP,7/32	1	B624	SKT,3/8,6PT,STD,3/4	1
MD608	SKT,1/4,6PT,DP,1/4	1	B626	SKT,3/8,6PT,STD,13/16	1
MD609	SKT,1/4,6PT,DP,9/32	1	B628	SKT,3/8,6PT,STD,7/8	1
MD610	SKT,1/4,6PT,DP,5/16	1	B630	SKT,3/8,6PT,STD,15/16	1
MD611	SKT,1/4,6PT,DP,11/32	1	B632	SKT,3/8,6PT,STD,1	1
MD612	SKT,1/4,6PT,DP,3/8	1	B1208	SKT,3/8,12PT,STD,1/4	1
MD614	SKT,1/4,6PT,DP,7/16	1	B1210	SKT,3/8,12PT,STD,5/16	1
MD616	SKT,1/4,6PT,DP,1/2	1	B1212	SKT,3/8,12PT,STD,3/8	1
MM604	SKT,1/4,6PT,STD,4MM	1	B1214	SKT,3/8,12PT,STD,7/16	1
MM605	SKT,1/4,6PT,STD,5MM	1	B1216	SKT,3/8,12PT,STD,1/2	1
MM606	SKT,1/4,6PT,STD,6MM	1	B1218	SKT,3/8,12PT,STD,9/16	1
MM607	SKT,1/4,6PT,STD,7MM	1	B1220	SKT,3/8,12PT,STD,5/8	1
MM608	SKT,1/4,6PT,STD,8MM	1	B1222	SKT,3/8,12PT,STD,11/16	1
MM609	SKT,1/4,6PT,STD,9MM	1	B1224	SKT,3/8,12PT,STD,3/4	1
MM610	SKT,1/4,6PT,STD,10MM	1	B1226	SKT,3/8,12PT,STD,13/16	1
MM611	SKT,1/4,6PT,STD,11MM	1	B1228	SKT,3/8,12PT,STD,7/8	1
MM612	SKT,1/4,6PT,STD,12MM	1	B1230	SKT,3/8,12PT,STD,15/16	1
MM613	SKT,1/4,6PT,STD,13MM	1	B1232	SKT,3/8,12PT,STD,1	1
BS129	ATT,ADAPT,3/8-FX1/4-M	1	BD608	SKT,3/8,6PT,DP,1/4	1
BS130	ATT,ADAPT,3/8-FX1/2-M	1	BD610	SKT,3/8,6PT,DP,5/16	1
B140A	ATTACH,3/8,UNIVERSAL	1	BD612	SKT,3/8,6PT,DP,3/8	1
BA4	SKT,3/8,HEX,BIT,1/8	1	BD614	SKT,3/8,6PT,DP,7/16	1
BA5	SKT,3/8,HEX,BIT,5/32	1	BD616	SKT,3/8,6PT,DP,1/2	1
BA6	SKT,3/8,HEX,BIT,3/16	1	BD618	SKT,3/8,6PT,DP,9/16	1
BA7	SKT,3/8,HEX,BIT,7/32	1	BD620	SKT,3/8,6PT,DP,5/8	1
BA8	SKT,3/8,HEX,BIT,1/4	1	BD622	SKT,3/8,6PT,DP,11/16	1
BD624	SKT,3/8,6PT,DP,3/4	1	BD626	SKT,3/8,6PT,DP,13/16	1
BD628	SKT,3/8,6PT,DP,7/8	1	BD630	SKT,3/8,6PT,DP,15/16	1
BD632	SKT,3/8,6PT,DP,1	1	BD626P	SKT,3/8,6PT,SPK,PLG,5/8	1
BD626P	SKT,3/8,6PT,SPK,PLG,3/8	1	SPK,PLG,13/16	1	
BD1212	SKT,3/8,12PT,DP,3/8	1	BD1214	SKT,3/8,12PT,DP,7/16	1
BD1216	SKT,3/8,12PT,DP,1/2	1	BD1218	SKT,3/8,12PT,DP,9/16	1
BD1220	SKT,3/8,12PT,DP,5/8	1	BD1222	SKT,3/8,12PT,DP,3/4	1
BD1224	SKT,3/8,12PT,DP,11/16	1	BD1226	SKT,3/8,12PT,DP,13/16	1
BD1228	SKT,3/8,12PT,DP,7/8	1	BD1230	SKT,3/8,12PT,DP,15/16	1
BD1232	SKT,3/8,12PT,DP,1	1	BM606	SKT,3/8,6PT,STD,6MM	1
BM607	SKT,3/8,6PT,STD,7MM	1	BM608	SKT,3/8,6PT,STD,8MM	1
BM609	SKT,3/8,6PT,STD,9MM	1	BM610	SKT,3/8,6PT,STD,10MM	1
BM611	SKT,3/8,6PT,STD,11MM	1	BM612	SKT,3/8,6PT,STD,12MM	1
BM613	SKT,3/8,6PT,STD,13MM	1	BM614	SKT,3/8,6PT,STD,14MM	1
BM615	SKT,3/8,6PT,STD,15MM	1	BM616	SKT,3/8,6PT,STD,16MM	1
BM617	SKT,3/8,6PT,STD,17MM	1	BM618	SKT,3/8,6PT,STD,18MM	1
BM619	SKT,3/8,6PT,STD,19MM	1	BM620	SKT,3/8,6PT,STD,20MM	1
BM622	SKT,3/8,6PT,STD,22MM	1	BM624	SKT,3/8,6PT,STD,24MM	1
BM626	SKT,3/8,6PT,STD,26MM	1	BM630	SKT,3/8,6PT,STD,28MM	1
BM632	SKT,3/8,6PT,STD,30MM	1	BMD610	SKT,3/8,6PT,DP,10MM	1
BMD611	SKT,3/8,6PT,DP,11MM	1	BMD612	SKT,3/8,6PT,DP,12MM	1
BMD613	SKT,3/8,6PT,DP,13MM	1	BMD614	SKT,3/8,6PT,DP,14MM	1
BMD615	SKT,3/8,6PT,DP,15MM	1	BMD616	SKT,3/8,6PT,DP,16MM	1
BMD617	SKT,3/8,6PT,DP,17MM	1	BMD618	SKT,3/8,6PT,DP,18MM	1
BMD619	SKT,3/8,6PT,DP,19MM	1			

TOOLS

1/2" Chrome

BD17		QTY.			QTY.
S15	ATTACH,1/2,SPEEDER,18	1	ST1232	SKT,1/2,12P,STD,1	1
S102P	ATTACH,1/2,EXT,2	1	ST1234	SKT,1/2,12P,STD,1-1/16	1
S110P	ATTACH,1/2,EXT,5	1	ST1236	SKT,1/2,12P,STD,1-1/8	1
S115P	ATTACH,1/2,EXT,10	1	ST1238	SKT,1/2,12P,STD,1-3/16	1
S121P	ATTACH,1/2,EXT,18	1	ST1240	SKT,1/2,12P,STD,1-1/4	1
S140	ATTACH,1/2,UNIVERSAL	1	ST1242	SKT,1/2,12PT,STD,1-5/16	1
SA8	SKT,1/2,HEX,BIT,1/4	1	ST1244	SKT,1/2,12P,STD,1-3/8	1
SA10	SKT,1/2,HEX,BIT,5/16	1	ST1246	SKT,1/2,12PT,STD,1-7/16	1
SA12	SKT,1/2,HEX,BIT,3/8	1	ST1248	SKT,1/2,12P,STD,1-1/2	1
SA14	SKT,1/2,HEX,BIT,7/16	1	ST612	SKT,1/2,6P,STD,3/8	1
SA16	SKT,1/2,HEX,BIT,1/2	1	ST614	SKT,1/2,6P,STD,7/16	1
SA18	SKT,1/2,HEX,BIT,9/16	1	ST616	SKT,1/2,6P,STD,1/2	1
SA20	SKT,1/2,HEX,BIT,5/8	1	ST618	SKT,1/2,6P,STD,9/16	1
SF41	ATTACH,1/2,F-HDL,17	1	ST620	SKT,1/2,6P,STD,5/8	1
SF51	RACTH,1/2,,REV,10	1	ST622	SKT,1/2,6P,STD,11/16	1
SF55	1/2" RATCHET 15"	1	ST624	SKT,1/2,6P,STD,3/4	1
SH129	ADAPT,1/2F X 3/8M	1	ST626	SKT,1/2,6P,STD,13/16	1
SH130	ADAPT,1/2 F X 3/4M	1	ST628	SKT,1/2,6P,STD,7/8	1
ST1212	SKT,1/2,12P,STD,3/8	1	ST630	SKT,1/2,6P,STD,15/16	1
ST1214	SKT,1/2,12P,STD,7/16	1	ST632	SKT,1/2,6P,STD,1	1
ST1216	SKT,1/2,12PTSTD,1/2	1	ST634	SKT,1/2,6P,STD,1-1/16	1
ST1218	SKT,1/2,12P,STD,9/16	1	ST636	SKT,1/2,6P,STD,1-1/8	1
ST1220	SKT,1/2,12P,STD,5/8	1	ST638	SKT,1/2,6P,STD,1-3/16	1
ST1222	SKT,1/2,12P,STD,11/16	1	ST640	SKT,1/2,6P,STD,1-1/4	1
ST1224	SKT,1/2,12P,STD,3/4	1			
ST1226	SKT,1/2,12P,STD,13/16	1			
ST1228	SKT,1/2,12P,STD,7/8	1			
ST1230	SKT,1/2,12P,STD,15/16	1			



1/2" Chrome Sockets

BD18		QTY.	BD16		QTY.
SD1212	SKT,1/2,12P,DP,3/8	1	STM1215	SKT,1/2,12P,STD,15MM	1
SD1214	SKT,1/2,12P,DP,7/16	1	STM1216	SKT,1/2,12P,STD,16MM	1
SD1216	SKT,1/2,12P,DP,1/2	1	STM1217	SKT,1/2,12P,STD,17MM	1
SD1218	SKT,1/2,12P,DP,9/16	1	STM1218	SKT,1/2,12P,STD,18MM	1
SD1220	SKT,1/2,12P,DP,5/8	1	STM1219	SKT,1/2,12P,STD,19MM	1
SD1222	SKT,1/2,12P,DP,11/16	1	STM1220	SKT,1/2,12P,STD,20MM	1
SD1224	SKT,1/2,12P,DP,3/4	1	STM1221	SKT,1/2,12P,STD,21MM	1
SD1226	SKT,1/2,12P,DP,13/16	1	STM1222	SKT,1/2,12P,STD,22MM	1
SD1228	SKT,1/2,12P,DP,7/8	1	STM1223	SKT,1/2,12P,STD,23MM	1
SD1230	SKT,1/2,12P,DP,15/16	1	STM1224	SKT,1/2,12P,STD,24MM	1
SD1232	SKT,1/2,12P,DP,1	1	STM1225	SKT,1/2,12P,STD,25MM	1
SD1234	SKT,1/2,12P,DP,1-1/16	1	STM1226	SKT,1/2,12P,STD,26MM	1
SD1236	SKT,1/2,12P,DP,1-1/8	1	STM1227	SKT,1/2,12P,STD,27MM	1
SD1238	SKT,1/2,12P,DP,1-3/16	1	STM1230	SKT,1/2,12P,STD,30MM	1
SD1240	SKT,1/2,12P,DP,1-1/4	1	STM1232	SKT,1/2,12P,STD,32MM	1
SD1242	SKT,1/2,12P,DP,1-5/16	1	STM1236	SKT,1/2,12P,STD,36MM	1
SD1244	SKT,1/2,12P,DP,1-3/8	1	SMD1210	SKT,1/2,12P,DP,10MM	1
SD1246	SKT,1/2,12P,DP,1-7/16	1	SMD1211	SKT,1/2,12P,DP,11MM	1
SD1248	SKT,1/2,12P,DP,1-1/2	1	SMD1212	SKT,1/2,12P,DP,12MM	1
SD616	SKT,1/2,6P,DP,1/2	1	SMD1213	SKT,1/2,12P,DP,13MM	1
SD618	SKT,1/2,6P,DP,9/16	1	SMD1214	SKT,1/2,12P,DP,14MM	1
SD620	SKT,1/2,6P,DP,5/8	1	SMD1215	SKT,1/2,12P,DP,15MM	1
SD622	SKT,1/2,6P,DP,11/16	1	SMD1216	SKT,1/2,12P,DP,16MM	1
SD624	SKT,1/2,6P,DP,3/4	1	SMD1217	SKT,1/2,12P,DP,17MM	1
SD626	SKT,1/2,6P,DP,13/16	1	SMD1218	SKT,1/2,12P,DP,18MM	1
SD628	SKT,1/2,6P,DP,7/8	1	SMD1219	SKT,1/2,12P,DP,19MM	1
SD630	SKT,1/2,6P,DP,15/16	1	SMD1220	SKT,1/2,12P,DP,20MM	1
SD632	SKT,1/2,6P,DP,1	1	SMD1221	SKT,1/2,12P,DP,21MM	1
SD634	SKT,1/2,6P,DP,1-1/16	1	SMD1222	SKT,1/2,12P,DP,22MM	1
SD636	SKT,1/2,6P,DP,1-1/8	1	SMD1223	SKT,1/2,12P,DP,23MM	1
STM1209	SKT,1/2,12P,STD,9MM	1	SMD1224	SKT,1/2,12P,DP,24MM	1
STM1210	SKT,1/2,12P,STD,10MM	1	SMD1225	SKT,1/2,12P,DP,25MM	1
STM1211	SKT,1/2,12P,STD,11MM	1	SMD1226	SKT,1/2,12P,DP,26MM	1
STM1212	SKT,1/2,12P,STD,12MM	1	SMD1227	SKT,1/2,12P,DP,27MM	1
STM1213	SKT,1/2,12P,STD,13MM	1			
STM1214	SKT,1/2,12P,STD,14MM	1			




Tool Board Display

3/4" Chrome



BD19		QTY.
H20A	ATTACH,3/4,T-SLIDE,	1
H41A	ATTACH,3/4,F-HDL,21-5/8	1
H51	RATCH,3/4,REV,24	1
H104	ATTACH,3/4,EXT,3-1/2	1
H110	ATTACH,3/4,EXT,8	1
H115	ATTACH,3/4,EXT,16	1
H140	ATTACH,3/4,UNIVERSAL	1
H1224	SKT,3/4,12PT,STD,3/4	1
H1226	SKT,3/4,12PT,STD,13/16	1
H1228	SKT,3/4,12PT,STD,7/8	1
H1230	SKT,3/4,12PT,STD,15/16	1
H1232	SKT,3/4,12PT,STD,1	1
H1234	SKT,3/4,12PT,STD,1-1/16	1
H1236	SKT,3/4,12PT,STD,1-1/8	1
H1238	SKT,3/4,12PT,STD,1 3/16	1
H1240	SKT,3/4,12PT,STD,1-1/4	1
H1242	SKT,3/4,12PT,STD,1-5/16	1
H1244	SKT,3/4,12PT,STD,1-3/8	1
H1246	SKT,3/4,12PT,STD,1-7/16	1
H1248	SKT,3/4,12PT,STD,1-1/2	1
H1250	SKT,3/4,12PT,STD,1-9/16	1
H1252	SKT,3/4,12PT,STD,1-5/8	1
H1254	SKT,3/4,12PT,STD,1-11/16	1
H1256	SKT,3/4,12PT,STD,1-3/4	1
H1258	SKT,3/4,12PT,STD,1-13/16	1
H1260	SKT,3/4,12PT,STD,1-7/8	1
H1264	SKT,3/4,12PT,STD,2	1
H1266	SKT,3/4,12PT,STD,2 1/16	1
H1268	SKT,3/4,12PT,STD,2 1/7	1
H1270	SKT,3/4,12PT,STD,2 3/16	1
H1272	SKT,3/4,12PT,STD,2 1/4	1
H1276	SKT,3/4,12PT,STD,2 3/8	1

3/4" Impact



BD20		QTY	BD20		QTY
6107	3/4,EXT,7	1	6660	SKT,3/4,6P,STD,IMP,1-7/8	1
6110	3/4,EXT,10	1	6662	SKT,3/4,6P,STD,IMP,1-15/16	1
64A	3/4,ADAP,3/4F-1/2M	1	6664	SKT,3/4,6P,STD,IMP,2	1
67	3/4,ADAP,3/4F-1M	1	16624	SKT,3/4,6P,DP,IMP,3/4	1
6140A	3/4,IMP,UNIVERSAL	1	16626	SKT,3/4,6P,DP,IMP,13/16	1
6620	SKT,3/4,6P,STD,IMP,5/8	1	16628	SKT,3/4,6P,DP,IMP,7/8	1
6622	SKT,3/4,6P,STD,IMP,11/16	1	16630	SKT,3/4,6P,DP,IMP,15/16	1
6624	SKT,3/4,6P,STD,IMP,3/4	1	16632	SKT,3/4,6P,DP,IMP,1	1
6626	SKT,3/4,6P,STD,IMP,13/16	1	16634	SKT,3/4,6P,DP,IMP,1-1/16	1
6628	SKT,3/4,6P,STD,IMP,7/8	1	16636	SKT,3/4,6P,DP,IMP,1-1/8	1
6630	SKT,3/4,6P,STD,IMP,15/16	1	16638	SKT,3/4,6P,DPIMP,1-3/16	1
6632	SKT,3/4,6P,STD,IMP,1	1	16640	SKT,3/4,6P,DP,IMP,1-1/4	1
6634	SKT,3/4,6P,STD,IMP,1-1/16	1	16642	SKT,3/4,6P,DP,IMP,1-5/16	1
6636	SKT,3/4,6P,STD,IMP,1-1/8	1	16644	SKT,3/4,6P,DP,IMP,1-3/8	1
6638	SKT,3/4,6P,STD,IMP,1-3/16	1	16646	SKT,3/4,6P,DP,IMP,1-7/16	1
6640	SKT,3/4,6P,STD,IMP,1-1/4	1	16648	SKT,3/4,6P,DP,IMP,1-1/2	1
6642	SKT,3/4,6P,STD,IMP,1-5/16	1	16650	SKT,3/4,6P,DP,IMP,1-9/16	1
6644	SKT,3/4,6P,STD,IMP,1-3/8	1	16652	SKT,3/4,6P,DP,IMP,1-5/8	1
6646	SKT,3/4,6P,STD,IMP,1-7/16	1	16654	SKT,3/4,6P,DP,IMP,111/16	1
6648	SKT,3/4,6P,STD,IMP,1-1/2	1	16656	SKT,3/4,6P,DP,IMP,1-3/4	1
6650	SKT,3/4,6P,STD,IMP,1-9/16	1	16660	SKT,3/4,6P,DP,IMP,1-7/8	1
6652	SKT,3/4,6P,STD,IMP,1-5/8	1	16664	SKT,3/4,6P,DP,IMP,2	1
6654	SKT,3/4,6P,STD,IMP,1-11/16	1			
6656	SKT,3/4,6P,STD,IMP,1-3/4	1			
6658	SKT,3/4,6P,STD,IMP,1-13/16	1			

TOOLS

3/8" and 1/2" Impact

BD21		QTY	BD21		QTY
24A	3/8,IMP,ADAPT,3/8FX1/2M	1	4624	SKT,1/2,6P,STP,IMP,3/4	1
2140A	3/8,IMP,UNIVERSAL,JOINT	1	4626	SKT,1/2,6P,STD,IMP,13/16	1
2610	SKT,3/8,6P,STD,IMP,5/16	1	4628	SKT,1/2,6P,STD,IMP,7/8	1
2612	SKT,3/8,6P,STD,IMP,3/8	1	2630	SKT,1/2,6P,STD,IMP,15/16	1
2614	SKT,3/8,6P,STD,IMP,7/16	1	4632	SKT,1/2,6P,STD,IMP,1	1
2616	SKT,3/8,6P,STD,IMP,1/2	1	4634	SKT,1/2,6P,STD,IMP,1-1/16	1
2618	SKT,3/8,6P,STD,IMP,9/16	1	4636	SKT,1/2,6P,STD,IMP,1-1/8	1
2620	SKT,3/8,6P,STD,IMP,5/8	1	4638	SKT,1/2,6P,STD,IMP,1-3/16	1
2622	SKT,3/8,6P,STD,IMP,11/16	1	4640	SKT,1/2,6P,STD,IMP,1-1/4	1
2624	SKT,3/8,6P,STD,IMP,3/4	1	14612	SKT,1/2,6P,DP,IMP,3/8	1
12610	SKT,3/8,6P,DP,IMP,5/16	1	14614	SKT,1/2,6P,DP,IMP,7/16	1
12612	SKT,3/8,6P,DP,IMP,3/8	1	14616	SKT,1/2,6P,DP,IMP,1/2	1
12614	SKT,3/8,6P,DP,IMP,7/16	1	14618	SKT,1/2,6P,DP,IMP,9/16	1
12616	SKT,3/8,6P,DP,IMP,1/2	1	14620	SKT,1/2,6P,DP,IMP,5/8	1
12618	SKT,3/8,6P,DP,IMP,9/16	1	14622	SKT,1/2,6P,DP,IMP,11/16	1
12620	SKT,3/8,6P,DP,IMP,5/8	1	14624	SKT,1/2,6P,DP,IMP,3/4	1
12622	SKT,3/8,6P,DP,IMP,11/16	1	14626	SKT,1/2,6P,DP,IMP,13/16	1
12624	SKT,3/8,6P,DP,IMP,3/4	1	14628	SKT,1/2,6P,DP,IMP,7/8	1
2M610	SKT,3/8,6P,STD,IMP,10MM	1	14630	SKT,1/2,6P,DP,IMP,15/16	1
2M612	SKT,3/8,6P,STD,IMP,12MM	1	14632	SKT,1/2,6P,DP,IMP,1	1
2M613	SKT,3/8,6P,STD,IMP,13MM	1	14634	SKT,1/2,6P,DP,IMP,1-1/16	1
2M614	SKT,3/8,6P,STD,IMP,14MM	1	14636	SKT,1/2,6P,DP,IMP,1-1/8	1
2M615	SKT,3/8,6P,STD,IMP,15MM	1	14640	SKT,1/2,6P,DP,IMP,1-1/4	1
2M617	SKT,3/8,6P,STD,IMP,17MM	1	4M613	SKT,1/2,6P,STD,IMP,13MM	1
2M618	SKT,3/8,6P,STD,IMP,18MM	1	4M614	SKT,1/2,6P,STD,IMP,14MM	1
2M619	SKT,3/8,6P,STD,IMP,19MM	1	4M615	SKT,1/2,6P,STD,IMP,15MM	1
4105A	1/2,IMP,EXT,6	1	4M616	SKT,1/2,6P,STD,IMP,16MM	1
4140A	1/2,IMP,U-JOINT	1	4M617	SKT,1/2,6P,STD,IMP,17MM	1
42A	1/2,ADAP,1/2F X 3/8M	1	4M618	SKT,1/2,6P,STD,IMP,18MM	1
46	1/2,ADAP,1/2F X 3/4M	1	4M619	SKT,1/2,6P,STD,IMP,19MM	1
4612	SKT,1/2,6P,STD,IMP,3/8	1	4M621	SKT,1/2,6P,STD,IMP,21MM	1
4614	SKT,1/2,6P,STD,IMP,7/16	1	4M622	SKT,1/2,6P,STD,IMP,22MM	1
4616	SKT,1/2,6P,STD,IMP,1/2	1	4M624	SKT,1/2,6P,STD,IMP,24MM	1
4618	SKT,1/2,6P,STD,IMP,9/16	1	4M627	SKT,1/2,6P,STD,IMP,27MM	1
4620	SKT,1/2,6P,STD,IMP,5/8	1			
4622	SKT,1/2,6P,STD,IMP,11/16	1			



Screwdrivers

BD22		QTY.
GS50	GASKET SCRAPER 1/2"Blade	1
GS75	GASKET SCRAPER 3/4" Blade	1
GS100	GASKET SCRAPER 1" Blade	1
GS150	GASKET SCRAPER 1 1/2" Blade	1
SDE4	SCREWDRIVER, ELECTRICAL, 4"	1
SDE6	SCREWDRIVER, ELECTRICAL, 6"	1
SDE8	SCREWDRIVER, ELECTRICAL, 8"	1
SDP1	SCREWDRIVER, PHILLIP, 1-1/2"	1
SDP3	SCREWDRIVER, PHILLIP, 3"	1
SDP4	SCREWDRIVER, PHILLIP, 4"	1
SDP6	SCREWDRIVER, PHILLIP, 6"	1
SDR4	SCREWDRIVER,MECHANICS, 4"	1
SDR6	SCREWDRIVER,HEAVY,DUTY, 6"	1
SDR8	SCREWDRIVER,HEAVY,DUTY, 8"	1
SDS1	SCREWDRIVER,STUBBY, 1-1/2"	1
SDS4	SCREWDRIVER,SQ-BLADE, 4"	1
SDS6	SCREWDRIVER,SQ-BLADE, 6"	1
SDS8	SCREWDRIVER,SQ-BLADE, 8"	1
SDS10	SCREWDRIVER,SQ-BLADE, 10"	1
SDS12	SCREWDRIVER,SQ-BLADE, 12"	1



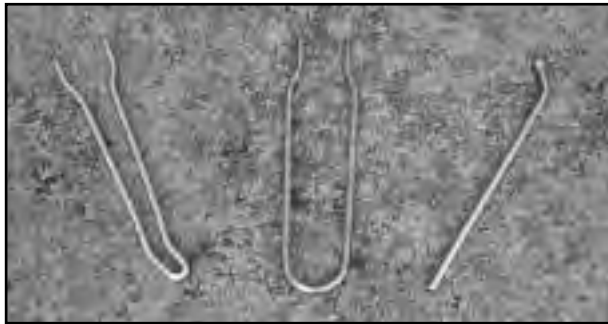
Tool Board Display



Header & Hooks



BD HEADER		QTY.
BD-HEADER	Tool Board Header 23.5" x 3" Molded in Black, Raised Letter, w/2 Mounting Screws	1



HOOKS		QTY.
1	STRAIGHT HOOK	10
2	HEAVY DUTY STRAIGHT HOOK	5
3	LOOP HOOK	5

Universal Peg Board



BD8		QTY.
BD8	UNIVERSAL PEG BOARD	1

TOOLS

Chisel Boards



PRY BAR OPTION

BD23	QTY.	BD23	QTY.
C120	1	P4	1
C124	1	P5	1
C129	1	P6	1
C132	1	P7	1
C10	1	P8	1
C12	1	P10	1
C16	1	P23	1
C20	1	P24	1
C24	1	P25	1
C28	1	P26	1
C32	1	P26A	1
C39	1	P27	1
C40	1	P28	1
C42	1	P28A	1
P32	1	P29	1
P33	1	192	1
P38	1	ROLL 1/2X12	1
P39	1	193	1
P40	1	ROLL 1/2X15	1
P42	1	196	1
P43	1	STR 5/8X16	1
P2	1	197	1
P3	1	STR 3/4X24	1

BD23 with Optional Fiberglass Hammers

BD23	SAME AS ABOVE PLUS HAMMERS	QTY.
HPD2	HAMMER,DEAD,BLOW,1.5 LB	1
HPD3	HAMMER,DEAD,BLOW,2.2 LB	1
HPD4	HAMMER,DEAD,BLOW,2.9 LB	1
HSB 1.5	HAMMER,SOLID,BRASS,2-1/2	1
HSBB 2.5	HAMMER,SOLID,BRASS,2-1/2	1

Tool Display Boards



Chisel Boards



PRY BAR OPTION

BD23 with Pry Bar Option

		QTY.
BD23	Same as BD23 plus hammers	
192	PRY,BAR,BLK,ROLL, 1/2X12	1
193	PRY,BAR,BLK,ROLL, 1/2X15	1
196	PRY,BAR,BLK,STR,5/8X16	1
197	PRY,BAR,BLK,STR,3/4X24	1



COUNTER TOP DISPLAY

BD24 Counter Top	QTY.	BD24 Counter Top	QTY.
C120 CHISEL,COLD,LNG,3/4	1	P4 PUNCH,PIN,1/8	1
C124 CHISEL,COLD,LNG,5/8	1	P5 PUNCH,PIN,5/32	1
C129 CHISEL,COLD,LNG,7/8	1	P6 PUNCH,PIN,3/16	1
C132 CHISEL,COLD,LNG,1	1	P7 PUNCH,PIN,7/32	1
C10 CHISEL,COLD,STD,5/16	1	P8 PUNCH,PIN,1/4	1
C12 CHISEL,COLD,STD,3/8	1	P10 PUNCH,PIN,5/16	1
C16 CHISEL,COLD,STD,1/2	1	P23 PUNCH,DRIFT,3/32	1
C20 CHISEL,COLD,STD,5/8	1	P24 PUNCH,DRIFT,1/8	1
C24 CHISEL,COLD,STD,3/4	1	P25 PUNCH,TAPER,5/32	1
C28 CHISEL,COLD,STD,7/8	1	P26 PUNCH,TAPER,3/16	1
C32 CHISEL,COLD,STD,1	1	P26A PUNCH,DRIFT,7/32	1
C39 CHISEL,CAPE,STD,1/8	1	P27 PUNCH,TAPER,1/4	1
C40 CHISEL,CAPE,STD,3/16	1	P28 PUNCH,TAPER,5/16	1
C42 CHISEL,CAPE,STD,1/4	1	P28A PUNCH,DRIFT,1/4	1
P32 PUNCH,PRICK,3/8	1	P29 PUNCH,DRIFT,5/16	1
P33 PUNCH,PRICK,1/2	1	192 PRY BAR,BLK,ROLL 1/2X12	1
P38 PUNCH,CENTER,1/4	1	193 PRY BAR,BLK,ROLL 1/2X15	1
P39 PUNCH,CENTER,5/16	1	196 PRY BAR,BLK,STR 5/8X16	1
P40 PUNCH,CENTER,3/8	1	197 PRY BAR,BLK,STR 3/4X24	1
P42 PUNCH,CENTER,1/2	1		
P43 PUNCH,CENTER,5/8	1		
P2 PUNCH,PIN,1/16	1		
P3 PUNCH,PIN,3/32	1		



Part Number Interchange

Combination Wrenches - Chrome

Wrench Opening	Martin Part No.	Snap-On Part No.	Proto Part No.	Armstrong Part No.	Gray Part No.
1/4	1158	OEX8	1208A	25-208	3108
5/16	1159	OEX10A	1210A	25-210	3110
11/32	1159A	OEX11A	1211A	25-211	3111
3/8	1160	OEX12A	1212ASD	25-212	3112
7/16	1161	OEX14A	1214ASD	25-214	3114
1/2	1162	OEX16A	1216ASD	25-216	3116
9/16	1163	OEX18A	1218ASD	25-218	3118
5/8	1164	OEX20A	1220ASD	25-220	3120
11/16	1165	OEX22A	1222ASD	25-222	3122
3/4	1166	OEX24A	1224ASD	25-224	3124
13/16	1167A	OEX26A	1226ASD	25-226	3126
7/8	1167	OEX28A	1228ASD	25-228	3128
15/16	1168	OEX30A	1230ASD	25-230	3130
1	1170	OEX32A	1232ASD	25-232	3132
1-1/16	1171	OEX34	1234ASD	25-234	3134
1-1/8	1172	OEX36	1236ASD	25-236	3136
1-1/4	1173	OEX40	1240	25-240	3140
1-5/16	1174	OEX42	1242	25-242	3142
1-3/8	1175	OEX44	1244	25-244	3144
1-7/16	1176	OEX46A	1246	25-246	3146
1-1/2	1177	OEX48A	1248	25-248	3148
1-5/8	1180	OEX52A	1252	25-252	3152
1-11/16	1182	OEX54	1254	25-254	3154
1-3/4	1184	OEX56	1256	25-256	3156
1-13/16	1186	OEX58	1258	25-258	3158
1-7/8	1188	OEX60	1260	25-260	3160
2	1190	OEX64	1264	25-264	3164
2-1/16	1191	—	1266	25-266	3166
2-1/8	1192	—	1268	25-268	3168
2-3/16	1193	—	1270	25-270	3170
2-1/4	1194	—	1272	25-272	3172
2-3/8	1195	—	1276	25-276	3176
2-1/2	1196	—	1280	25-280	3180

Combination Wrenches Ind. Black

Wrench Opening	Martin Part No.	Snap-On Part No.	Proto Part No.	Armstrong Part No.	Gray Part No.
1/4	BLK1158	—	—	30-208	—
5/16	BLK1159	GOEX10A	—	30-210	3110B
11/32	BLK1159A	—	—	30-211	—
3/8	BLK1160	GOEX12A	1212BASD	30-212	3112B
7/16	BLK1161	GOEX14A	1214BASD	30-214	3114B
1/2	BLK1162	GOEX16A	1216BASD	30-216	3116B
9/16	BLK1163	GOEX18A	1218BASD	30-218	3118B
5/8	BLK1164	GOEX20A	1220BASD	30-220	3120B
11/16	BLK1165	GOEX22A	1222BASD	30-222	3122B
3/4	BLK1166	GOEX24A	1224BASD	30-224	3124B
13/16	BLK1167A	GOEX26A	1226BASD	30-226	3126B
7/8	BLK1167	GOEX28A	1228BASD	30-228	3128B
15/16	BLK1168	GOEX30A	1230BASD	30-230	3130B
1	BLK1170	GOEX32A	1232BASD	30-232	3132B
1-1/16	BLK1171	GOEX34A	1234BASD	30-234	3134B
1-1/8	BLK1172	GOEX36	1236BASD	30-236	3136B
1-1/4	BLK1173	GOEX40	1240BASD	30-240	3140B
1-5/16	BLK1174	GOEX42	1242B	30-242	3142B
1-3/8	BLK1175	GOEX44	1244B	30-244	3144B
1-7/16	BLK1176	GOEX46A	1246B	30-246	3146B
1-1/2	BLK1177	GOEX48A	1248B	30-248	3148B
1-5/8	BLK1180	GOEX52A	1252B	30-252	3152B
1-11/16	BLK1182	GOEX54	1254B	30-254	3154B
1-3/4	BLK1184	GOEX56	1256B	30-256	3156B
1-13/16	BLK1186	GOEX58	1258B	30-258	3158B

Combination Wrenches - Ind. Black

Wrench Opening	Martin Part No.	Snap-On Part No.	Proto Part No.	Armstrong Part No.	Gray Part No.
1-7/8	BLK1188	GOEX60	1260B	30-260	3160B
2	BLK1190	GOEX64	1264B	30-264	3164B
2-1/16	BLK1191	—	—	30-266	—
2-1/8	BLK1192	—	—	30-268	—
2-3/16	BLK1193	—	—	30-270	—
2-1/4	BLK1194	—	—	30-272	—
2-3/8	BLK1195	—	—	30-276	—
2-1/2	BLK1196	—	—	30-280	—

Combination Wrenches — Chrome — Metric

Wrench Opening	Martin Part No.	Snap-On Part No.	Proto Part No.	Armstrong Part No.	Gray Part No.
6MM	1106MM	—	—	—	MC6
7MM	1107MM	—	1207M	—	MC7
8MM	1108MM	OEXM80	1208M	—	MC8
9MM	1109MM	OEXM90A	1209M	—	MC9
10MM	1110MM	OEXM100A	1210M	52-210	MC10
11MM	1111MM	OEXM110A	1211M	52-211	MC11
12MM	1112MM	OEXM120A	1212M	52-212	MC12
13MM	1113MM	OEXM130A	1213M	52-213	MC13
14MM	1114MM	OEXM140A	1214M	52-214	MC14
15MM	1115MM	OEXM150A	1215M	52-215	MC15
16MM	1116MM	OEXM160A	1216M	52-216	MC16
17MM	1117MM	OEXM170A	1217M	52-217	MC17
18MM	1118MM	OEXM180A	1218M	52-218	MC18

Combination Wrenches — Chrome — Metric (cont)

Wrench Opening	Martin Part No.	Snap-On Part No.	Proto Part No.	Armstrong Part No.	Gray Part No.
19MM	1119MM	OEXM190A	1219M	52-219	MC19
20MM	1120MM	OEXM200A	1220M	52-220	MC20
21MM	1121MM	OEXM210A	1221M	52-221	MC21
22MM	1122MM	OEXM220A	1222M	52-222	MC22
23MM	1123MM	OEXM230A	1223M	52-223	MC23
24MM	1124MM	OEXM240A	1224M	52-224	MC24
25MM	1125MM	OEXM250A	1225M	52-225	MC25
26MM	1126MM	OEXM260A	1226M	52-226	MC26
27MM	1127MM	OEXM270A	1227M	52-227	MC27
28MM	1128MM	—	1228M	—	MC28
29MM	1129MM	OEXM290A	1229M	—	MC29
30MM	1130MM	OEXM300A	1230M	52-230	MC30
32MM	1132MM	OEXM320A	1232M	52-232	MC32
34MM	1134MM	OEXM340	—	—	—
36MM	1136MM	OEXM360	1236M	52-236	MC36
41MM	1141MM	—	1241M	52-241	MC41
46MM	1146MM	—	1246M	52-246	MC46
50MM	1150MM	—	1250M	—	MC50
55MM	1155MM	—	—	—	MC55
60MM	1160MM	—	—	—	MC60

Combination Wrenches — Ind. Black — Metric

Wrench Opening	Martin Part No.	Snap-On Part No.	Proto Part No.	Armstrong Part No.	Gray Part No.
6MM	BLK1106MM	—	N.A.	56-206	—
7MM	BLK1107MM	—	N.A.	56-207	—
8MM	BLK1108MM	—	N.A.	56-208	—
9MM	BLK1109MM	—	N.A.	56-209	—
10MM	BLK1110MM	GOEXM100A	N.A.	56-210	MC10B
11MM	BLK1111MM	GOEXM110A	N.A.	56-211	MC11B
12MM	BLK1112MM	GOEXM120A	N.A.	56-212	MC12B
13MM	BLK1113MM	GOEXM130A	N.A.	56-213	MC13B
14MM	BLK1114MM	GOEXM140A	N.A.	56-214	MC14B
15MM	BLK1115MM	GOEXM150A	N.A.	56-215	MC15B
16MM	BLK1116MM	GOEXM160A	N.A.	56-216	MC16B
17MM	BLK1117MM	GOEXM170A	N.A.	56-217	MC17B
18MM	BLK1118MM	GOEXM180A	N.A.	56-218	MC18B
19MM	BLK1119MM	GOEXM190A	N.A.	56-219	MC19B
20MM	BLK1120MM	GOEXM200A	N.A.	56-220	MC20B

Combination Wrenches — Ind. Black — Metric

Wrench Opening	Martin Part No.	Snap-On Part No.	Proto Part No.	Armstrong Part No.	Gray Part No.
21MM	BLK1121MM	GOEXM210A	N.A.	56-221	MC21B
22MM	BLK1122MM	GOEXM220A	N.A.	56-222	MC22B
23MM	BLK1123MM	GOEXM230A	N.A.	56-223	MC23B
24MM	BLK1124MM	GOEXM240A	N.A.	56-224	MC24B
25MM	BLK1125MM	—	N.A.	N.A.	MC25B
26MM	BLK1126MM	—	N.A.	N.A.	—
27MM	BLK1127MM	—	N.A.	N.A.	—
28MM	BLK1128MM	—	N.A.	N.A.	—
29MM	BLK1129MM	—	N.A.	N.A.	—
30MM	BLK1130MM	—	N.A.	N.A.	—
32MM	BLK1132MM	—	N.A.	N.A.	—
34MM	BLK1134MM	—	N.A.	N.A.	—
36MM	BLK1136MM	—	N.A.	N.A.	—
41MM	BLK1141MM	—	N.A.	N.A.	—
46MM	BLK1146MM	—	N.A.	N.A.	—
50MM	BLK1150MM	—	N.A.	N.A.	—
55MM	BLK1155MM	—	N.A.	N.A.	—
60MM	BLK1160MM	—	N.A.	N.A.	—

Double Head Open End Wrenches - Chrome

Wrench Opening	Martin Part No.	Snap-On Part No.	Proto Part No.	Armstrong Part No.	Gray Part No.
1/4 X 5/16	1020	V0810	3018	26-007	E810
5/16 X 11/32	1720	—	—	26-031	—
5/16 X 3/8	1721	V01012	3020	26-034	E1012
5/16 X 13/32	1021	—	—	—	—
3/8 X 7/16	1723	V01214	3021	26-043	E1214
3/8 X 1/2	1723A	—	—	—	26-046
7/16 X 1/2	1725	V01416	3025	26-058	E1416
7/16 X 9/16	1725A	—	—	26-064	E1418
1/2 X 9/16	1725B	V01618	3026	26-067	E1618
1/2 X 5/8	1726	—	—	—	—
9/16 X 5/8	1727	V01820	3030	26-079	E1820
9/16 X 11/16	1027C	—	—	—	—
19/32 X 11/16	1027	V01922	3033	—	E1922
5/8 X 11/16	1027B	V02022	3034	26-094	E2022
9/16 X 3/4	1728	—	—	—	—
5/8 X 3/4	1729	V02024	3031	26-097	E2024
11/16 X 3/4	1029B	V02224	3035	26-106	E2224
11/16 X 25/32	1029	—	—	3037	—
11/16 X 13/16	1029C	—	—	—	—
11/16 X 7/8	1030	—	—	—	—
3/4 X 13/16	1731	V02426	—	26-121	E2426
3/4 X 7/8	1731A	V02428	3039	26-124	E2428
13/16 X 7/8	1731B	V02628	3040	26-133	E2628
7/8 X 15/16	1033A	V02830	—	26-139	E2830
7/8 X 1	1733	—	—	—	E2832
15/16 X 1	1033C	V03032	3045	26-151	E3032

Double Head Open End Wrenches - Chrome (cont)

Wrench Opening	Martin Part No.	Snap-On Part No.	Proto Part No.	Armstrong Part No.	Gray Part No.
7/8 X 1-1/16	1034	—	3041	26-145	E2834
15/16 X 1-1/16	1034A	—	—	—	—
1 X 1-1/8	1735	—	—	26-163	E3236
1-1/16 X 1-1/8	1036B	—	3050	26-166	E3436
1-1/16 X 1-1/4	1037	V03440	3051	26-169	E3440
1-1/8 X 1-1/4	1737	—	—	26-172	E3640
1-1/8 X 1-5/16	1037A	—	—	—	E3642
1-1/4 X 1-5/16	1039B	V04042	3055	26-178	E4042
1-1/4 X 1-7/16	1039	—	—	—	—
1-5/16 X 1-1/2	1039A	—	—	26-187	—
1-3/8 X 1-7/16	1039C	V04446	3060	26-190	—
1-1/4 X 1-5/8	1040	—	—	—	—
1-7/16 X 1-5/8	1041	—	—	26-199	—
1-1/2 X 1-5/8	1041B	V04852	3070	26-202	—

Double Head Open End Wrenches - Ind. Black

Wrench Opening	Martin Part No.	Snap-On Part No.	Proto Part No.	Armstrong Part No.	Gray Part No.
1/4 X 5/16	BLK1020	GV0810	—	—	—
5/16 X 11/32	BLK1720	—	—	—	—
5/16 X 3/8	BLK1721	GV01012	3020B	30-734	E1012B

Part Number Interchange



Double Offset Box Wrenches Long Pattern — 45° — Chrome

Wrench Opening	Martin Part No.	Snap-On Part No.	Proto Part No.	Armstrong Part No.	Gray Part No.
3/8 X 7/16	8723	XB1214	8180	27-343	2840
7/16 X 1/2	8725	XB1416	N.A.	27-358	—
1/2 X 9/16	8725B	XB1618	8181	27-367	2843
9/16 X 5/8	8727	XB1820	N.A.	27-379	—
5/8 X 11/16	8727A	XB2022	8182	27-394	2846
5/8 X 3/4	8729	XB2024	N.A.	27-397	—
11/16 X 3/4	8029B	XB2224	N.A.	27-406	—
3/4 X 7/8	8731A	XB2428	8184	27-424	—
13/16 X 7/8	8731B	XB2628	N.A.	—	2852
7/8 X 15/16	8033A	XB2830	N.A.	27-439	—
15/16 X 1	8033C	XB3032	8185	27-451	2855
1 X 1-1/8	8735	—	N.A.	—	—
1-1/16 X 1-1/8	8735A	—	N.A.	27-466	2858
1-1/16 X 1-1/4	8037	XB3440	N.A.	27-469	—
1-1/8 X 1-5/16	8037A	—	N.A.	27-475	—
1-1/4 X 1-5/16	8039B	XB4042	N.A.	—	—
1-1/4 X 1-7/16	8039	—	N.A.	27-481	2864
1-5/16 X 1-1/2	8040A	—	N.A.	—	—
1-3/8 X 1-7/16	8040C	XB4446	N.A.	—	—
1-3/8 X 1-1/2	8040	—	N.A.	—	—
1-7/16 X 1-1/2	8040B	—	N.A.	—	—

Double Offset Box Wrenches Long Pattern — 45° — Ind. Black

Wrench Opening	Martin Part No.	Snap-On Part No.	Proto Part No.	Armstrong Part No.	Gray Part No.
3/8 X 7/16	BLK8723	GXB1214	N.A.	32-243	2840B
7/16 X 1/2	BLK8725	GXB1416	N.A.	32-258	—
1/2 X 9/16	BLK8725B	GXB1618	N.A.	32-267	2843B
9/16 X 5/8	BLK8727	GXB1820	N.A.	32-279	—
5/8 X 11/16	BLK8727A	GXB2022	N.A.	—	2846B
5/8 X 3/4	BLK8729	GXB2024	N.A.	32-297	—
11/16 X 3/4	BLK8029B	GXB2224	N.A.	32-306	—
3/4 X 7/8	BLK8731A	—	N.A.	32-324	—
13/16 X 7/8	BLK8731B	GXB2628	N.A.	32-333	2852B
7/8 X 15/16	BLK8033A	GXB2830	N.A.	—	—
15/16 X 1	BLK8033C	GXB3032	N.A.	32-351	2855B
1 X 1-1/8	BLK8735	—	N.A.	—	—
1-1/16 X 1-1/8	BLK8735A	—	N.A.	32-366	2858B
1-1/16 X 1-1/4	BLK8037	GXB3440	N.A.	32-369	—
1-1/8 X 1-5/16	BLK8037A	—	N.A.	—	—
1-1/4 X 1-5/16	BLK8039B	XB4042	N.A.	—	—
1-1/4 X 1-7/16	BLK8039	—	N.A.	—	2864B
1-5/16 X 1-1/2	BLK8040A	—	N.A.	—	—
1-3/8 X 1-7/16	BLK8040C	XB4446	N.A.	—	—
1-3/8 X 1-1/2	BLK8040	—	N.A.	—	—
1-7/16 X 1-1/2	BLK8040B	—	N.A.	—	—

Hydraulic Wrenches Angle Openings — 15°-60° — Chrome

Wrench Opening	Martin Part No.	Snap-On Part No.	Proto Part No.	Armstrong Part No.	Gray Part No.
11/32 X 11/32	3710A	VS11A	3322	N.A.	N.A.
3/8 X 3/8	3710	VS12A	3324	27-812	N.A.
7/16 X 7/16	3711	VS14A	3328	27-814	N.A.
1/2 X 1/2	3712	VS16A	3332	27-816	N.A.
9/16 X 9/16	3713	VS18A	3336	27-818	N.A.

Hydraulic Wrenches Angle Openings — 15°-60° — Chrome

Wrench Opening	Martin Part No.	Snap-On Part No.	Proto Part No.	Armstrong Part No.	Gray Part No.
5/8 X 5/8	3714	VS20A	3340	27-820	N.A.
11/16 X 11/16	3715	VS22A	—	27-822	N.A.
3/4 X 3/4	3716	VS24A	—	27-824	N.A.
13/16 X 13/16	3717	VS26A	—	27-826	N.A.
7/8 X 7/8	3718	VS28A	—	27-828	N.A.
15/16 X 15/16	3719	VS30A	—	27-830	N.A.
1 X 1	3720	VS32A	—	27-832	N.A.
1-1/16 X 1-1/16	3721	VS34A	—	27-834	N.A.
1-1/8 X 1-1/8	3722	VS36A	—	27-836	N.A.
1-3/16 X 1-3/16	3722A	VS38A	—	N.A.	N.A.
1-1/4 X 1-1/4	3723	VS40A	—	27-840	N.A.
1-3/8 X 1-3/8	3724	VS42A	—	27-844	N.A.
1-7/16 X 1-7/16	3725	VS46A	—	27-846	N.A.
1-1/2 X 1-1/2	3726	VS48A	—	27-848	N.A.

Hydraulic Wrenches Angle Openings — 15°-60° — Ind. Black

Wrench Opening	Martin Part No.	Snap-On Part No.	Proto Part No.	Armstrong Part No.	Gray Part No.
11/32 X 11/32	BLK3710A	—	N.A.	N.A.	N.A.
3/8 X 3/8	BLK3710	GVS12A	N.A.	N.A.	N.A.
7/16 X 7/16	BLK3711	GVS14A	N.A.	N.A.	N.A.
1/2 X 1/2	BLK3712	GVS16A	N.A.	N.A.	N.A.
9/16 X 9/16	BLK3713	GVS18A	N.A.	N.A.	N.A.
5/8 X 5/8	BLK3714	GVS20A	N.A.	N.A.	N.A.
11/16 X 11/16	BLK3715	GVS22A	N.A.	N.A.	N.A.
3/4 X 3/4	BLK3716	GVS24A	N.A.	N.A.	N.A.

Hydraulic Wrenches Angle Openings — 15°-60° — Ind. Black (cont)

Wrench Opening	Martin Part No.	Snap-On Part No.	Proto Part No.	Armstrong Part No.	Gray Part No.
13/16 X 13/16	BLK3717	GVS26A	N.A.	N.A.	N.A.
7/8 X 7/8	BLK3718	GVS28A	N.A.	N.A.	N.A.
15/16 X 15/16	BLK3719	GVS30A	N.A.	N.A.	N.A.
1 X 1	BLK3720	GVS32A	N.A.	N.A.	N.A.
1-1/16 X 1-1/16	BLK3721	—	N.A.	N.A.	N.A.
1-1/8 X 1-1/8	BLK3722	—	N.A.	N.A.	N.A.
1-3/16 X 1-3/16	BLK3722A	—	N.A.	N.A.	N.A.
1-1/4 X 1-1/4	BLK3723	—	N.A.	N.A.	N.A.
1-3/8 X 1-3/8	BLK3724	—	N.A.	N.A.	N.A.
1-7/16 X 1-7/16	BLK3725	—	N.A.	N.A.	N.A.
1-1/2 X 1-1/2	BLK3726	—	N.A.	N.A.	N.A.

Service Wrenches 30° — Chrome

Wrench Opening	Martin Part No.	Snap-On Part No.	Proto Part No.	Armstrong Part No.	Gray Part No.
3/4	1224	N.A.	3524	28-024	N.A.
13/16	1226	N.A.	3526	—	N.A.
7/8	1228	N.A.	3528	28-028	N.A.
15/16	1230	N.A.	3530	28-030	N.A.
1	1232	N.A.	3532	28-032	N.A.
1-1/16	1234	N.A.	3534	28-034	N.A.
1-1/8	1236	N.A.	3536	28-036	N.A.
1-3/16	1238	N.A.	3538	28-038	N.A.
1-1/4	1240	N.A.	3540	28-040	N.A.
1-5/16	1236S	N.A.	—	—	N.A.
1-5/16	1242	N.A.	3542	28-042	N.A.
1-3/8	1244	N.A.	3544	28-044	N.A.
1-7/16	1246	N.A.	3546	28-046	N.A.
1-1/2	1248	N.A.	3548	28-048	N.A.
1-9/16	1250	N.A.	3550	28-050	N.A.
1-5/8	1252	N.A.	3552	28-052	N.A.
1-11/16	1254	N.A.	3554	—	N.A.
1-3/4	1256	N.A.	3556	28-056	N.A.
1-13/16	1258	N.A.	3558	—	N.A.
1-7/8	1260	N.A.	3560	28-060	N.A.
1-15/16	1262	N.A.	3562	—	N.A.
2	1264	N.A.	3564	28-064	N.A.
2 1/8	1268	N.A.	3568	28-068	N.A.
2 1/4	1272	N.A.	3572	28-072	N.A.
2 3/8	1276	N.A.	3576	28-076	N.A.
2-1/2	1272S	N.A.	3580	28-080	N.A.
2-9/16	1264S	N.A.	3582	—	N.A.

Service Wrenches 30° — Ind. Black

Wrench Opening	Martin Part No.	Snap-On Part No.	Proto Part No.	Armstrong Part No.	Gray Part No.
3/4	BLK-1224	N.A.	N.A.	N.A.	N.A.
13/16	BLK1226	N.A.	N.A.	N.A.	N.A.
7/8	BLK1228	N.A.	N.A.	N.A.	N.A.
15/16	BLK1230	N.A.	N.A.	N.A.	N.A.
1	BLK1232	N.A.	N.A.	N.A.	N.A.
1-1/16	BLK1234	N.A.	N.A.	N.A.	N.A.
1-1/8	BLK1236	N.A.	N.A.	N.A.	N.A.
1-3/16	BLK1238	N.A.	N.A.	N.A.	N.A.
1-1/4	BLK1240	N.A.	N.A.	N.A.	N.A.
1-5/16	BLK1236S	N.A.	N.A.	N.A.	N.A.
1-5/16	BLK1242	N.A.	N.A.	N.A.	N.A.
1-3/8	BLK1244	N.A.	N.A.	N.A.	N.A.
1-7/16	BLK1246	N.A.	N.A.	N.A.	N.A.
1-1/2	BLK1248	N.A.	N.A.	N.A.	N.A.
1-9/16	BLK1250	N.A.	N.A.	N.A.	N.A.
1-5/8	BLK1252	N.A.	N.A.	N.A.	N.A.
1-11/16	BLK1254	N.A.	N.A.	N.A.	N.A.
1-3/4	BLK1256	N.A.	N.A.	N.A.	N.A.
1-13/16	BLK1258	N.A.	N.A.	N.A.	N.A.
1-7/8	BLK1260	N.A.	N.A.	N.A.	N.A.
1-15/16	BLK1262	N.A.	N.A.	N.A.	N.A.
2	BLK1264	N.A.	N.A.	N.A.	N.A.
2-1/8	BLK1268	N.A.	N.A.	N.A.	N.A.
2-1/4	BLK1272	N.A.	N.A.	N.A.	N.A.
2-3/8	BLK1276	N.A.	N.A.	N.A.	N.A.
2-1/2	BLK1272S	N.A.	N.A.	N.A.	N.A.
2-9/16	BLK1264S	N.A.	N.A.	N.A.	N.A.

Straight Service Wrenches — Chrome

Wrench Opening	Martin Part No.	Snap-On Part No.	Proto Part No.	Armstrong Part No.	Gray Part No.
1	1932	N.A.	N.A.	N.A.	N.A.
1-1/8	1936	N.A.	N.A.	N.A.	N.A.
1-1/2	1948	N.A.	N.A.	N.A.	N.A.
1-5/8	1952	N.A.	N.A.	N.A.	N.A.
1-3/4	1956	N.A.	N.A.	N.A.	N.A.
2	1964	N.A.	N.A.	N.A.	N.A.
2-1/4	1972	N.A.	N.A.	N.A.	N.A.

Check Nut Wrenches 15° — Ind. Black

Wrench Opening	Martin Part No.	Snap-On Part No.	Proto Part No.	Armstrong Part No.	Gray Part No.
1/2	601	N.A.	KE16	31-316	N.A.
7/16	601A	N.A.	KE14	31-314	N.A.
19/32	602	N.A.	KE19	—	N.A.
9/16	602A	N.A.	KE18	31-318	N.A.
11/16	603	N.A.	KE22	31-322	N.A.
5/8	603A	N.A.	KE20	31-320	N.A.
3/4	604A	N.A.	KE24	31-324	N.A.
7/8	605	N.A.	KE28	31-328	N.A.
13/16	605A	N.A.	KE26	31-326	N.A.
15/16	606A	N.A.	KE30	31-330	N.A.
1	606B	N.A.	KE32	31-332	N.A.
1-1/16	607	N.A.	KE34	31-334	N.A.
1-1/8	607A	N.A.	KE36	31-336	N.A.
1-1/4	608	N.A.	KE40	31-340	N.A.
1-5/16	608A	N.A.	KE42	—	N.A.
1-1/2	609	N.A.	KE48	31-348	N.A.
1-5/8	610	N.A.	KE52	31-352	N.A.
1-11/16	610A	N.A.	KE54	—	N.A.

Ratcheting Box Wrenches Straight Pattern — Chrome

Wrench Opening	Martin Part No.	Snap-On Part No.	Proto Part No.	Armstrong Part No.
1/4 X 5/16	6 pt RB810	R810SA	1191	27-587
1/4 X 5/16	12 pt RB810DH	R810B	1191T	27-588
3/8 X 7/16	6 pt RB1214	R1214SA	1192	27-590
3/8 X 7/16	12 pt RB1214DH	R1214B	1192T	27-591
1/2 X 9/16	6 pt RB1618	R1618SA	1193	27-593
1/2 X 9/16	12 pt RB1618DH	R1618A	1193T	27-594
5/8 X 11/16	12 pt RB2022	R2022A	1994	27-596
5/8 X 3/4	12 pt RB2024	R2024A	1996	27-599
11/16 X 13/16	12 pt RB2226	—	—	—
3/4 X 7/8	12 pt RB2428	R2428A	1995	27-602

Ratcheting Box Wrenches and Sets 25° Offset Pattern — Chrome

Wrench Opening	Martin Part No.	Snap-On Part No.	Proto Part No.	Armstrong Part No.
1/4 X 5/16	6 pt RB0810	—	1181	27-613
3/8 X 7/16	6 pt RB01214	—	1182	27-616
1/2 X 9/16	6 pt RB01618	—	1183	27-619
5/8 X 11/16	12 pt RB02022	RYA2022A	1984	27-622
5/8 X 3/4	12 pt RB02024	—	1986	27-624
11/16 X 13/16	12 pt RB02226	—	—	—
3/4 X 7/8	12 pt RB02428	RYA2428	1985	27-626

Flare Nut Wrench



Part Number Interchange

Adjustable Wrenches 22-1/2° Angle — Cobalt

Wrench Length	Martin Part No.	Snap-On Part No.	Proto Part No.	Armstrong Part No.	Gray Part No.
6	A6	AD6	706	28-506	65306
8	A8	AD8	708	28-508	65308
10	A10	AD10	710	28-510	65310
12	A12	AD12	712	28-512	65312
15	A15	D715	715	28-515	65315
18	A18	D718	718	28-518	65318
24	A24	D724	724	28-524	65324

Adjustable Wrenches — Ind. Black

Wrench Length	Martin Part No.	Snap-On Part No.	Proto Part No.	Armstrong Part No.	Gray Part No.
6	A6T	DA26	706S	34-506	65306B
8	A8T	DA28	708S	34-508	65308B
10	A10T	DA210	710S	34-510	65310B
12	A12T	DA212	712S	34-512	65312B
15	A15T	DA215	715S	34-515	65315B
18	A18T	—	718S	34-518	65318B
24	A24T	—	724S	—	65324B

Set Screw Wrench — Ind. Black

Wrench Opening	Martin Part No.	Snap-On Part No.	Proto Part No.	Armstrong Part No.	Gray Part No.
1/4 X 5/16	525	N.A.	N.A.	35-457	N.A.
5/16 X 3/8	527	N.A.	N.A.	35-463	N.A.
3/8 X 7/16	529	N.A.	N.A.	35-466	N.A.
1/2 X 5/8	534	N.A.	N.A.	35-478	N.A.

Single Head Open End Wrenches — Ind. Black

Wrench Opening	Martin Part No.	Snap-On Part No.	Proto Part No.	Armstrong Part No.	Gray Part No.
1/2	1	—	N.A.	31-016	1SE
9/16	702	—	N.A.	31-018	702SE
5/8	703	—	N.A.	—	703SE
11/16	3	—	N.A.	31-022	3SE
3/4	704	—	N.A.	31-024	704SE
13/16	705	—	N.A.	—	705SE
7/8	5	OE128B	N.A.	31-028	5SE
15/16	6A	OE130B	N.A.	31-030	6SE
1	706	OE132B	N.A.	31-032	706SE
1-1/16	7	OE134B	N.A.	31-034	7SE

Single Head Open End Wrenches — Ind. Black

Wrench Opening	Martin Part No.	Snap-On Part No.	Proto Part No.	Armstrong Part No.	Gray Part No.
1-1/8	707	OE136B	N.A.	31-036	707SE
1-1/4	8	OE140B	N.A.	31-040	8SE
1-5/16	8A	OE142B	N.A.	—	—
1-3/8	708A	—	N.A.	31-044	708ASE
1-7/16	9	OE146B	N.A.	31-046	9SE
1-1/2	709	OE148B	N.A.	31-048	709SE
1-5/8	10	—	N.A.	31-052	10SE
1-11/16	10A	—	N.A.	—	—
1-13/16	11	—	N.A.	31-058	11SE
1-7/8	11A	—	N.A.	—	11ASE
2	12	—	N.A.	31-064	12SE
2-1/16	12A	—	N.A.	—	—
2-3/16	13	—	N.A.	31-070	—
2-1/4	13A	—	N.A.	31-072	13ASE
2-3/8	14	—	N.A.	31-076	14SE
2-7/16	14A	—	N.A.	31-078	—
2-9/16	15	—	N.A.	31-082	15SE
2-5/8	15A	—	N.A.	31-084	—
2	16	—	N.A.	31-088	16SE
2-13/16	16B	—	N.A.	—	—
2-15/16	16A	—	N.A.	31-094	—
3	17A	—	N.A.	31-096	17ASE
3-1/8	17	—	N.A.	31-100	17SE
3-3/8	18A	—	N.A.	31-108	—
3-1/2	18	—	N.A.	31-112	—
3-3/4	19B	—	N.A.	31-120	—
3-7/8	19	—	N.A.	31-124	—
4-1/8	19C	—	N.A.	—	—
4-1/4	19A	—	N.A.	—	—
4-1/2	20B	—	N.A.	—	—
4-5/8	20	—	N.A.	—	—
5	20A	—	N.A.	—	—

Adjustable Face Spanner — Ind. Black

Extreme Capacity	Martin Part No.	Snap-On Part No.	Proto Part No.	Armstrong Part No.	Gray Part No.
2	482	AFS482	C482	34-151	AFS2
3	483	AFS483	C483	34-154	AFS3
4	484	AFS484	C484	34-157	AFS4

Pin Spanner — Ind. Black

For Circle Diameter	Martin Part No.	Snap-On Part No.	Proto Part No.	Armstrong Part No.	Gray Part No.
1	452	N.A.	N.A.	34-201	N.A.
1-1/4	453	N.A.	N.A.	34-204	N.A.
1-1/2	454	N.A.	N.A.	34-207	N.A.
1-3/4	455	N.A.	N.A.	34-210	N.A.
2	456	N.A.	N.A.	34-213	N.A.
2-1/4	457	N.A.	N.A.	34-216	N.A.
2-1/2	458	N.A.	N.A.	34-219	N.A.
2-3/4	459	N.A.	N.A.	34-222	N.A.
3	460	N.A.	N.A.	34-225	N.A.
3-1/4	461	N.A.	N.A.	34-228	N.A.
3-1/2	462	N.A.	N.A.	34-231	N.A.
3-3/4	463	N.A.	N.A.	34-234	N.A.
4	464	N.A.	N.A.	34-237	N.A.
5	466	N.A.	N.A.	34-240	N.A.
6	468	N.A.	N.A.	34-243	N.A.

Face Spanner — Ind. Black

Center Distance of Pins	Martin Part No.	Snap-On Part No.	Proto Part No.	Armstrong Part No.	Gray Part No.
1	418	N.A.	N.A.	34-101	N.A.
1-1/4	420	N.A.	N.A.	34-104	N.A.
1-1/2	422	N.A.	N.A.	34-107	N.A.
1-3/4	424	N.A.	N.A.	34-110	N.A.
2	426	N.A.	N.A.	34-113	N.A.
2-1/4	428	N.A.	N.A.	34-116	N.A.
2-1/2	430	N.A.	N.A.	34-119	N.A.
2-3/4	432	N.A.	N.A.	34-121	N.A.
3	434	N.A.	N.A.	34-124	N.A.
3-1/4	436	N.A.	N.A.	34-127	N.A.
3-1/2	438	N.A.	N.A.	34-130	N.A.
3-3/4	440	N.A.	N.A.	34-133	N.A.
4	442	N.A.	N.A.	34-136	N.A.

Adjustable Hook Spanner — Ind. Black

Capacity Range	Martin Part No.	Snap-On Part No.	Proto Part No.	Armstrong Part No.	Gray Part No.
3/4 to 2	471	AHS300	C471	34-301	AHS2
1-1/4 to 3	472	AHS301	C472	34-304	AHS3
2 to 4-3/4	474	AHS304	C474	34-307	AHS4
4-1/2 to 6-1/4	4474A	AHS307	C474A	34-310	AHS6
6-1/8 to 8-3/4	4474B	—	—	34-313	AHS8

Adjustable Pin Spanner — Ind. Black

Capacity Range	Martin Part No.	Snap-On Part No.	Proto Part No.	Armstrong Part No.	Gray Part No.
3/4 to 2	471	APS351	N.A.	34-351	APS2
3/4 to 2	0471A	—	N.A.	34-354	APS21
1-1/4 to 3	472	—	N.A.	34-357	APS3
1-1/4 to 3	0472A	—	N.A.	34-360	APS31
2 to 4-3/4	474	APS363	N.A.	34-363	—
4-1/2 to 6-1/4	0474A	APS366	N.A.	34-366	APS6

Construction Wrench 15° Angle — Ind. Black

Wrench Opening	Martin Part No.	Snap-On Part No.	Proto Part No.	Armstrong Part No.	Gray Part No.
5/8	203A	N.A.	C203A	32-820	N.A.
11/16	203	N.A.	C203	32-822	N.A.
3/4	204A	N.A.	C204A	32-824	N.A.
7/8	205	N.A.	C205	32-828	N.A.
15/16	206	N.A.	C206C	32-830	N.A.
1	206B	N.A.	C206B	32-832	N.A.
1-1/16	207	N.A.	C207	32-834	N.A.
1-1/8	207A	N.A.	C207A	32-836	N.A.
1-1/4	208	N.A.	C208	32-840	N.A.
1-5/16	208A	N.A.	—	32-842	N.A.
1-7/16	209	N.A.	C209	32-846	N.A.
1-1/2	209A	N.A.	C209A	32-848	N.A.
1-5/8	210	N.A.	C210	32-852	N.A.
1-11/16	210A	N.A.	C210A	—	N.A.
1-13/16	211	N.A.	C211	32-858	N.A.
1-7/8	211A	N.A.	C211A	32-860	N.A.
2	212	N.A.	C212	32-864	N.A.

Structural Wrench Offset — Ind. Black

Wrench Opening	Martin Part No.	Snap-On Part No.	Proto Part No.	Armstrong Part No.	Gray Part No.
5/8	903A	N.A.	C903A	32-520	903A
11/16	903	N.A.	C903	—	903
3/4	904A	N.A.	C904A	32-524	904A
13/16	905A	N.A.	C905A	—	—
7/8	905	N.A.	C905	32-528	905
15/16	906C	N.A.	C905B	32-530	906
1	906B	N.A.	C906B	32-532	906B
1-1/16	907	N.A.	C907	32-534	907
1-1/8	907A	N.A.	C907A	32-536	907A
1-1/4	908	N.A.	C908	32-540	908
1-5/16	908A	N.A.	C908A	32-542	908A
1-7/16	909	N.A.	C909	32-546	909
1-1/2	909A	N.A.	C909A	32-548	909A
1-5/8	910	N.A.	C910	32-552	910
1-11/16	910A	N.A.	C910A	32-554	—
1-13/16	911	N.A.	C911	32-558	911
1-7/8	911A	N.A.	C911A	32-560	911A
2	912	N.A.	C912	32-564	912

Structural Box Wrenches — Ind. Black

Wrench Opening	Martin Part No.	Snap-On Part No.	Proto Part No.	Armstrong Part No.	Gray Part No.
13/16	8905A	N.A.	2613	—	N.A.
7/8	8905	N.A.	2614	32-728	N.A.
15/16	8906	N.A.	2615	32-730	N.A.
1	8906B	N.A.	2616	32-732	N.A.
1-1/16	8907	N.A.	2617	32-734	N.A.
1-1/8	8907A	N.A.	2618	32-736	N.A.
1-1/4	8908	N.A.	2620	32-740	N.A.
1-5/16	8908A	N.A.	2621	32-742	N.A.
1-7/16	8909	N.A.	2623	32-746	N.A.
1-1/2	8909A	N.A.	2624	32-748	N.A.
1-5/8	8910	N.A.	2626	32-752	N.A.
1-11/16	8910A	N.A.	2627	32-754	N.A.
1-13/16	8911	N.A.	2629	32-758	N.A.
1-7/8	8911A	N.A.	2630	32-760	N.A.
2	8912	N.A.	2632	32-764	N.A.
2-3/16	8913	N.A.	2635	32-770	N.A.
2-3/8	8914	N.A.	2638	32-776	N.A.
2-9/16	8915	N.A.	2641	32-782	N.A.
2-3/4	8916	N.A.	2644	32-788	N.A.

Striking Face Box Wrenches Offset Pattern — Ind. Black

Wrench Opening	Martin Part No.	Snap-On Part No.	Proto Part No.	Armstrong Part No.	Gray Part No.
1-1/16	8807	X340B	2617SW	33-034	66834
1-1/8	8807A	X360B	2618SW	33-036	66836
1-1/4	8808	X400C	2620SW	33-040	66840
1-5/16	8808A	X420B	2621SW	33-042	66842
1-3/8	8809B	X440B	—	—	66844
1-7/16	8809	X460B	2623SW	33-046	66846
1-1/2	8809A	X480B	2624SW	33-048	66848
1-5/8	8810	X520B	2626SW	33-052	66852
1-11/16	8810A	X540B	2627SW	33-054	66854
1-3/4	8811B	X560B	2628SW	33-056	66856
1-13/16	8811	X580B	2629SW	33-058	66858
1-7/8	8811A	X600B	2630SW	33-060	66860
1-15/16	8812A	—	—	—	66862
2	8812	X640B	2632SW	33-064	66864
2-1/8	8813B	—	2634SW	33-068	66868
2-3/16	8813	X700B	2635SW	33-070	66870
2-1/4	8813A	X720B	2636SW	33-072	66872
2-5/16	8814A	—	2637SW	33-074	66874
2-3/8	8814	X760B	2638SW	33-076	66876
2-1/2	8815B	—	2640SW	33-080	66880

Striking Face Box Wrenches Offset Pattern — Ind. Black

Wrench Opening	Martin Part No.	Snap-On Part No.	Proto Part No.	Armstrong Part No.	Gray Part No.
2-9/16	8815	X820B	2641SW	33-082	66882
2-5/8	8815				

Part Number Interchange



Striking Face Box Wrenches — Straight Pattern 12 Pt. — Ind. Black

Wrench Opening	Martin Part No.	Snap-On Part No.	Proto Part No.	Armstrong Part No.	Gray Part No.
1-1/16	1807	—	SN17	—	N.A.
1-3/16	1808B	—	SN19	—	N.A.
1-1/4	1808	DX140	SN20	33-340	N.A.
1-5/16	1808A	DX142	USN321	33-342	N.A.
1-3/8	1809B	DX144	USN322	33-344	N.A.
1-7/16	1809	DX146	USN323	33-346	N.A.
1-1/2	1809A	DX148	USN324	33-348	N.A.
1-5/8	1810	DX152	USN326	33-352	N.A.
1-11/16	1810A	DX154	USN327	33-354	N.A.
1-3/4	1811B	DX156	USN328	33-356	N.A.
1-13/16	1811	DX158	USN329	33-358	N.A.
1-7/8	1811A	DX160	USN330	33-360	N.A.
2	1812	DX164	USN332	33-364	N.A.
2-1/16	1812B	DX166	USN333	33-366	N.A.
2-1/8	1813B	—	USN334	33-368	N.A.
2-3/16	1813	DX170	USN335	33-370	N.A.

Striking Face Box Wrenches — Straight Pattern 12 Pt. — Ind. Black

Wrench Opening	Martin Part No.	Snap-On Part No.	Proto Part No.	Armstrong Part No.	Gray Part No.
2-1/4	1813A	DX172	USN336	33-372	N.A.
2-3/8	1814	DX176	USN338	33-376	N.A.
2-9/16	1815	DX182	USN341	33-382	N.A.
2-5/8	1815A	DX184	USN342	33-384	N.A.
2-3/4	1816	DX188	USN344	33-388	N.A.
2-15/16	1816B	DX194	USN347	33-394	N.A.
3	1817A	DX196	USN348	33-396	N.A.
3-1/8	1817	DX1100	USN350	33-400	N.A.
3-3/8	1818A	DX1108	USN354	33-408	N.A.
3-1/2	1818	DX1112	USN356	33-412	N.A.
3-3/4	1819B	DX1120	USN360	33-420	N.A.
3-7/8	1819	DX1124	USN362	33-424	N.A.
4-1/8	1820B	DX1132	USN366	33-432	N.A.
4-1/4	1820	DX1136	USN368	33-436	N.A.
4-1/2	1821B	DX1144	USN372	33-444	N.A.
4-5/8	1821	DX1148	USN374	33-458	N.A.

Machinist Wrench — 12 Pt. — Ind. Black

Wrench Opening	Martin Part No.	Snap-On Part No.	Proto Part No.	Armstrong Part No.	Gray Part No.
1/2	801	N.A.	N.A.	N.A.	N.A.
9/16	802A	N.A.	N.A.	N.A.	N.A.
5/8	803A	N.A.	N.A.	N.A.	N.A.
11/16	803	N.A.	N.A.	N.A.	N.A.
3/4	804A	N.A.	N.A.	N.A.	N.A.
7/8	805	N.A.	N.A.	N.A.	N.A.
15/16	806	N.A.	N.A.	N.A.	N.A.
1	806B	N.A.	N.A.	N.A.	N.A.
1-1/16	807	N.A.	N.A.	N.A.	N.A.
1-1/8	807A	N.A.	N.A.	N.A.	N.A.
1-1/4	808	N.A.	N.A.	N.A.	N.A.
1-1/2	809A	N.A.	N.A.	N.A.	N.A.

Offset Socket Wrench — Square Opening — Ind. Black

Wrench Opening	Martin Part No.	Snap-On Part No.	Proto Part No.	Armstrong Part No.	Gray Part No.
1/4	261J	N.A.	N.A.	—	N.A.
5/16	262H	N.A.	N.A.	35-310	N.A.
3/8	263H	N.A.	N.A.	35-312	N.A.
7/16	265H	N.A.	N.A.	35-314	N.A.
1/2	266H	N.A.	N.A.	35-316	N.A.
9/16	267H	N.A.	N.A.	—	N.A.
5/8	268H	N.A.	N.A.	35-320	N.A.
3/4	269H	N.A.	N.A.	35-324	N.A.
1-1/4	276H	N.A.	N.A.	—	N.A.

Offset Socket Wrench Hexagon Opening — Ind. Black

Wrench Opening	Martin Part No.	Snap-On Part No.	Proto Part No.	Armstrong Part No.	Gray Part No.
7/16	263D	N.A.	N.A.	—	N.A.
1/2	264A	N.A.	N.A.	35-216	N.A.
9/16	265D	N.A.	N.A.	35-218	N.A.
5/8	266D	N.A.	N.A.	35-220	N.A.
3/4	267D	N.A.	N.A.	35-224	N.A.
7/8	269A	N.A.	N.A.	—	N.A.
15/16	270S	N.A.	N.A.	35-230	N.A.
1-1/16	271A	N.A.	N.A.	35-234	N.A.
1-1/8	271D	N.A.	N.A.	35-236	N.A.
1-1/4	273A	N.A.	N.A.	35-240	N.A.
1-7/16	275A	N.A.	N.A.	—	N.A.
1-1/2	275D	N.A.	N.A.	—	N.A.
1-5/8	276A	N.A.	N.A.	—	N.A.

Tee-Handle Socket Wrench Square Opening — Ind. Black

Wrench Opening	Martin Part No.	Snap-On Part No.	Proto Part No.	Armstrong Part No.	Gray Part No.
3/16	961H	N.A.	N.A.	35-106	N.A.
1/4	961J	N.A.	N.A.	35-108	N.A.
5/16	962H	N.A.	N.A.	35-110	N.A.
3/8	963H	N.A.	N.A.	35-112	N.A.
7/16	965H	N.A.	N.A.	35-114	N.A.
1/2	966H	N.A.	N.A.	35-116	N.A.
9/16	967H	N.A.	N.A.	—	N.A.
5/8	968H	N.A.	N.A.	—	N.A.
3/4	969H	N.A.	N.A.	—	N.A.
7/8	971H	N.A.	N.A.	—	N.A.

Tee-Handle Socket Wrench Hexagon Opening — Ind. Black

Wrench Opening	Martin Part No.	Snap-On Part No.	Proto Part No.	Armstrong Part No.	Gray Part No.
5/16	961A	N.A.	N.A.	35-010	N.A.
3/8	962D	N.A.	N.A.	35-012	N.A.
7/16	963D	N.A.	N.A.	35-014	N.A.
1/2	964A	N.A.	N.A.	35-016	N.A.
9/16	965D	N.A.	N.A.	35-018	N.A.
5/8	966D	N.A.	N.A.	35-020	N.A.